

VT Grrwy Mul Ast Gth I I£

Fund Information

Sector

IA Mixed Investment 40-85% Shares

Manager's Name

Mark Harris

Date Manager Appointed

Nov 2013

Launch Date

Nov 2013

Fund Size(£m)

£22.82

Yield* (See page2)

1.31 %

XD Dates

Mar 31, Sep 30, Apr 01, Oct 01

Last Distribution

31/03/20 (XD Date)

29/05/20 (Pay Date)

1.06(Distribution)

OCF

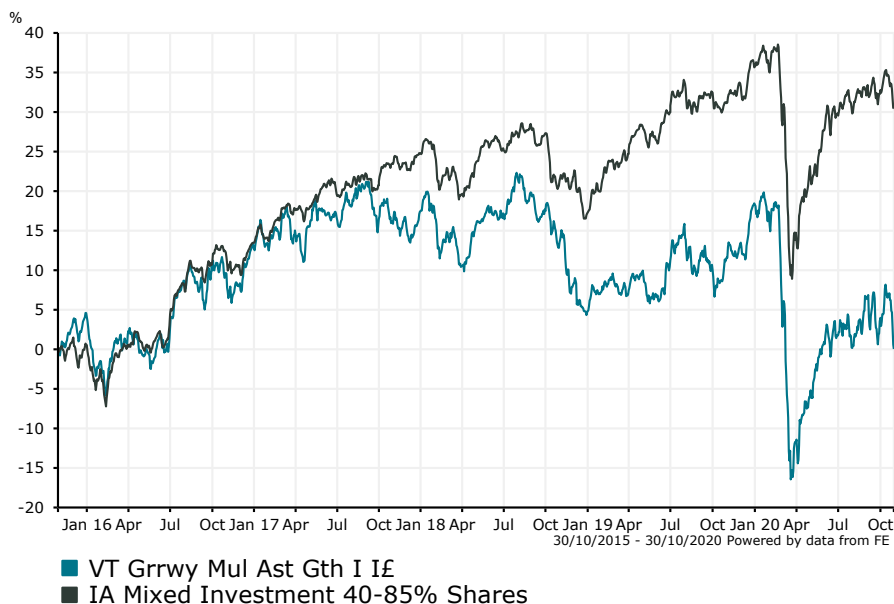
1.75 %

Fund Aim

The Fund is a UK domiciled UCITS fund, which seeks to achieve consistent long-term capital growth by investing across a balanced global portfolio of assets. The Fund invests in a balanced and diversified global multi asset portfolio and seeks to achieve above-average returns for a commensurate level of risk.

Sector: IA Mixed Investment 40-85% Shares

Performance



Morningstar Analyst Rating

N/A

FE Crown Rating

👑👑👑👑👑

Discrete Performance - 12 months to 31/12/19

	2019	2018	2017	2016	2015
Fund	13.15	-10.83	3.91	8.03	0.79
Stock Sector Average	15.78	-6.11	9.98	12.87	2.66

Cumulative Performance to 30/09/20

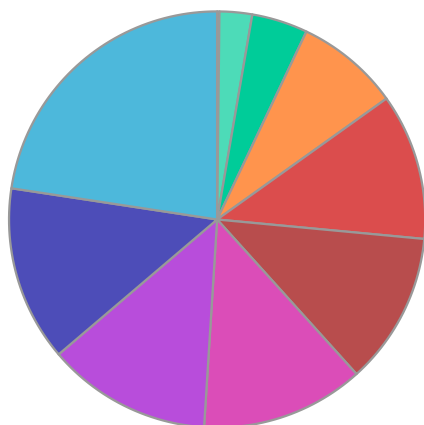
	1 Yr	2 Yrs	3 Yrs	4 Yrs	5 Yrs
Fund	-6.44	-12.00	-10.51	-6.35	3.30
Stock Sector Average	-0.19	4.00	9.56	19.52	37.92

Performance Analysis - Annualised 3 years

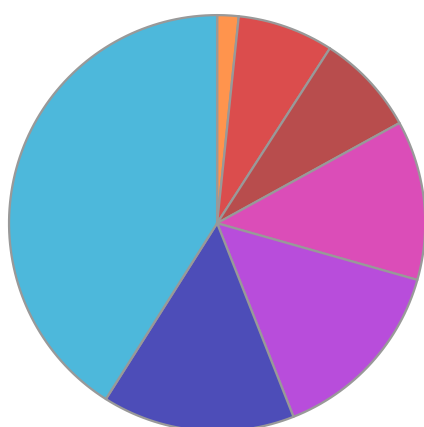
	Growth Rate %	Volatility	Alpha	Beta	Sharpe
Fund	-3.63	15.84	-7.00	1.33	-0.01
Stock Sector Average	3.09	10.81	0.00	1.00	0.00

VT Grrwy Mul Ast Gth I I£

Fund Composition



	(%)
Telecom, Media & Technology	22.60
Japanese Equities	13.62
Europe ex UK Equities	12.78
Cash & Cash Equivalents	12.68
Equities	11.83
International Equities	11.36
Commodity & Energy	8.07
India Equities	4.35
Financials	2.53
Others	0.18



	(%)
International Equities	41.98
Europe ex UK Equities	15.31
International Equities	14.97
Cash & Cash Equivalents	12.68
Commodity & Energy	8.07
Global Emerging Market Equities	7.63
Global Fixed Interest	1.70
Futures	-2.34

Largest Holdings

Holdings	(%)
POLAR CAPITAL GLOBAL TECHNOLOGY I GBP	14.97
LEGG MASON IF JAPAN EQUITY X	13.62
BLACKROCK EUROPEAN DYNAMIC FD ACC	12.78
Garraway Global Equity A GBP	11.36
VANECK VECTORS UCITS ETFS PLC	8.07

Holdings	(%)
HANETF ICAV EMQQ EM INTERNET & ECOM UCITS ETF GBP ACC	7.63
GARRAWAY VT GARRAWAY UK EQUITY MARKET F INC	5.61
GATEWAY TO INDIA G GBP	4.35
FIDELITY UK OPPORTUNITIES W ACC	3.93
VOLTA FINANCE LTD	2.53

* Data supplied by fund managers regarding fixed interests funds may not specify yield type. As the provision of redemption yield is an FCA regulatory requirement Novia assumes these are used.

Important Information

Performance details and yields are as at 30/09/2020. Performance figures are inclusive of net reinvested income. Source: FE. This document is designed only for professional investors and experienced advisers. The value of investments and the income gained may fluctuate. Investors may not get back the full amount invested. Past performance is not a guide to the future.