

BMO MM Lifestyle 3 B Acc

Fund Information

Sector

IA Volatility Managed

Manager's Name

 Gary Potter
 Robert Burdett

Date Manager Appointed

Apr 2011

Launch Date

Dec 2013

Fund Size (£m)

£45.92

Yield* (See page2)

1.50 %

XD Dates

Apr 01

Last Distribution

01/04/20 (XD Date)

29/05/20 (Pay Date)

0.98(Distribution)

OCF

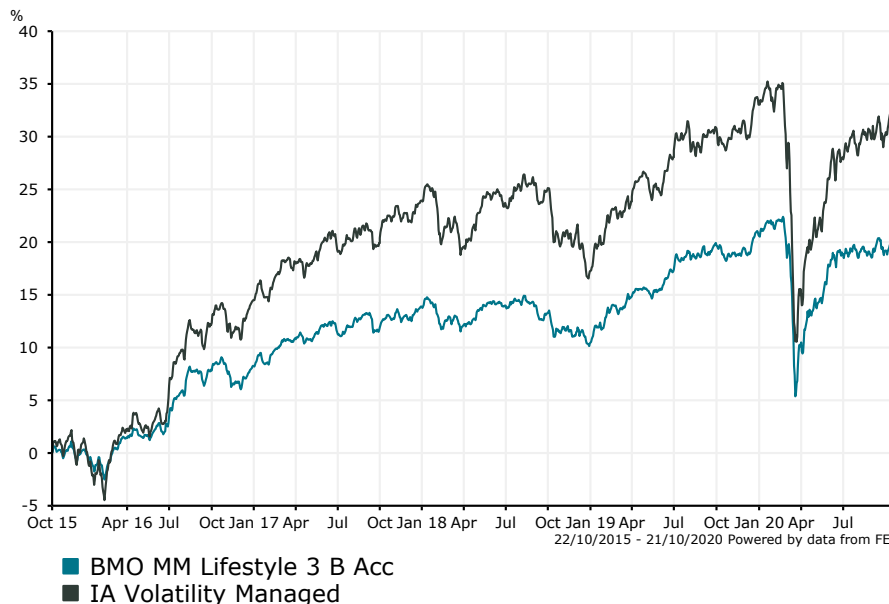
1.11 %

Fund Aim

The Fund aims to secure a return combining capital and income.

Sector: IA Volatility Managed

Performance



Discrete Performance - 12 months to 31/12/19

| | 2019 | 2018 | 2017 | 2016 | 2015 |
|----------------------|-------|-------|------|-------|------|
| Fund | 9.30 | -3.08 | 5.20 | 7.91 | 2.45 |
| Stock Sector Average | 13.47 | -5.41 | 8.25 | 13.12 | 1.54 |

Cumulative Performance to 30/09/20

| | 1 Yr | 2 Yrs | 3 Yrs | 4 Yrs | 5 Yrs |
|----------------------|-------|-------|-------|-------|-------|
| Fund | -0.60 | 5.27 | 6.76 | 10.46 | 20.83 |
| Stock Sector Average | -0.58 | 4.15 | 8.51 | 16.04 | 33.88 |

Performance Analysis - Annualised 3 years

| | Growth Rate % | Volatility | Alpha | Beta | Sharpe |
|----------------------|---------------|------------|-------|------|--------|
| Fund | 2.21 | 6.20 | 0.36 | 0.64 | 0.00 |
| Stock Sector Average | 2.76 | 9.07 | 0.00 | 1.00 | 0.00 |

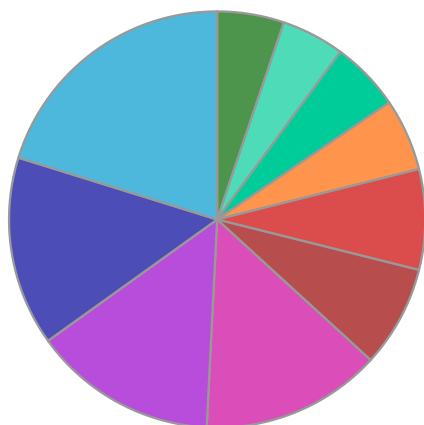
Morningstar Analyst Rating

N/A

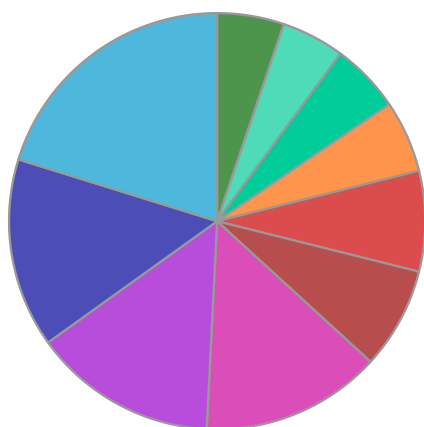
FE Crown Rating


BMO MM Lifestyle 3 B Acc

Fund Composition



| | (%) |
|-----------------------------|-------|
| UK Corporate Fixed Interest | 20.20 |
| Global Fixed Interest | 14.70 |
| Money Market | 14.30 |
| UK Equities | 14.00 |
| UK Index-Linked | 7.90 |
| North American Equities | 7.80 |
| Japanese Equities | 5.60 |
| UK Gilts | 5.40 |
| Property | 4.90 |
| Others | 5.20 |



| | (%) |
|---------------|-------|
| UK | 20.20 |
| International | 14.70 |
| Money Market | 14.30 |
| UK | 14.00 |
| UK | 7.90 |
| North America | 7.80 |
| Japan | 5.60 |
| UK | 5.40 |
| Not Specified | 4.90 |
| Others | 5.20 |

Largest Holdings

| Holdings | (%) |
|---|------|
| SCHRODER STERLING CORPORATE BOND Z INC | 8.00 |
| LEGG MASON WA MACRO OPPS BOND A USD DIST | 6.30 |
| TWENTYFOUR CORPORATE BOND I GBP INC | 6.00 |
| JANUS HENDERSON STRATEGIC BOND I INC | 5.50 |
| LYXOR CORE FTSE ACTUARIES UK GILTS (DR) UCITS ETF | 5.40 |

| Holdings | (%) |
|--|------|
| ALLIANZ INDEX LINKED GILT E INC | 5.40 |
| M&G GLOBAL MACRO BOND GBP I INC | 5.30 |
| ARTEMIS US SELECT I ACC GBP | 3.60 |
| MAJEDIE ASSET MANAGEMENT US EQUITY Z ACC GBP | 3.60 |
| BARINGS EM DEBT BLENDED TR A GBP | 3.10 |

* Data supplied by fund managers regarding fixed interests funds may not specify yield type. As the provision of redemption yield is an FCA regulatory requirement Novia assumes these are used.

Important Information

Performance details and yields are as at 30/09/2020. Performance figures are inclusive of net reinvested income. Source: FE. This document is designed only for professional investors and experienced advisers. The value of investments and the income gained may fluctuate. Investors may not get back the full amount invested. Past performance is not a guide to the future.