

Carmignac Ptf Emg Disc W £ Acc

Fund Information

Sector

Equity - Emerging Markets

Manager's Name

 Xavier Hovasse
David Park

Date Manager Appointed

Jan 2011

Launch Date

Nov 2013

Fund Size(£m)

£188.52

Yield* (See page2)

0.00 %

XD Dates

N/A

Last Distribution

 N/A (XD Date)
N/A (Pay Date)
N/A(Distribution)

OCF

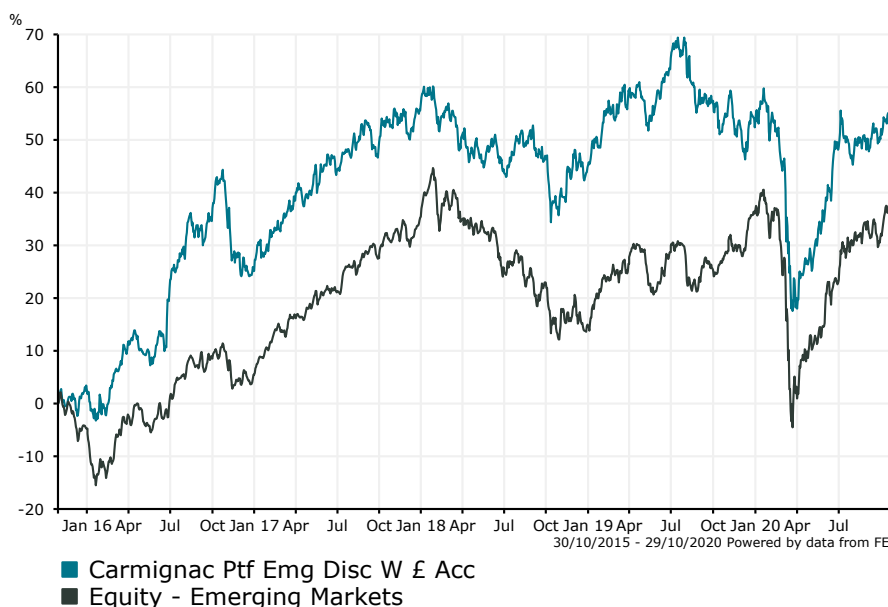
1.30 %

Fund Aim

The sub-fund aims to outperform its reference indicator through exposure to the small and mid-cap equity markets of emerging countries.

Sector: Equity - Emerging Markets

Performance



Morningstar Analyst Rating
N/A

FE Crown Rating


Discrete Performance - 12 months to 31/12/19

	2019	2018	2017	2016	2015
Fund	5.25	-6.94	24.11	21.20	-0.50
Stock Sector Average	18.29	-15.11	28.42	10.70	-14.35

Cumulative Performance to 30/09/20

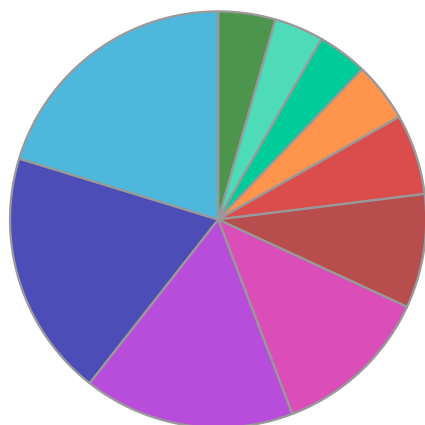
	1 Yr	2 Yrs	3 Yrs	4 Yrs	5 Yrs
Fund	-4.36	2.13	1.33	11.53	52.11
Stock Sector Average	4.76	6.97	3.13	21.23	39.59

Performance Analysis - Annualised 3 years

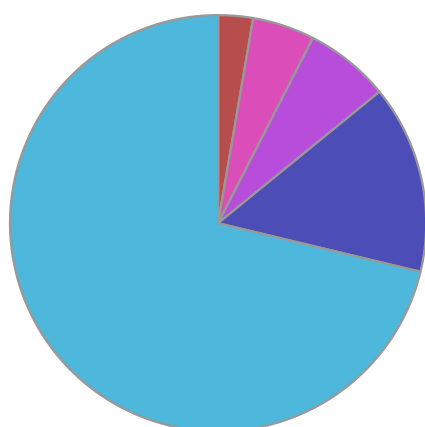
	Growth Rate %	Volatility	Alpha	Beta	Sharpe
Fund	0.44	15.50	-0.20	0.74	0.00
Stock Sector Average	1.03	17.23	0.00	1.00	0.00

Carmignac Ptf Emg Disc W £ Acc

Fund Composition



	(%)
Communications	20.27
Industrials	19.13
Information Technology	16.40
Consumer Staples	12.31
Financials	8.85
Health Care	6.25
Utilities	4.62
Consumer Discretionary	3.88
Real Estate	3.84
Others	4.45



	(%)
Asia	71.25
Latin America	14.63
Middle East	6.59
Eastern Europe	4.83
Africa	2.70

Largest Holdings

Holdings	(%)
CHINA COMMUNICATIONS SERVICES CORP	5.99
MOMO INC	5.20
ARAMEX PJSC	5.01
21VIANET GROUP INC	4.85
PRESIDENT CHAIN STORE CORP	4.58

Holdings	(%)
CHICONY ELECTRONICS CO LTD	4.54
ALUPAR INVESTIMENTO SA	4.36
VIETNAM DAIRY PRODUCT CO	3.62
TF ADMINISTRADOR 3 MM	3.62
INFO EDGE INDIA LTD	3.44

* Data supplied by fund managers regarding fixed interests funds may not specify yield type. As the provision of redemption yield is an FCA regulatory requirement Novia assumes these are used.

Important Information

Performance details and yields are as at 30/09/2020. Performance figures are inclusive of net reinvested income. Source: FE. This document is designed only for professional investors and experienced advisers. The value of investments and the income gained may fluctuate. Investors may not get back the full amount invested. Past performance is not a guide to the future.