

Carmignac Ptf Pat F £ AccHdg

Fund Information

Sector

Mixed Asset - Balanced

Manager's Name

Rose Ouahba
David Older

Date Manager Appointed

Nov 2013

Launch Date

Nov 2013

Fund Size (£m)

£1437.63

Yield* (See page2)

0.00 %

XD Dates

N/A

Last Distribution

N/A (XD Date)
N/A (Pay Date)
N/A(Distribution)

OCF

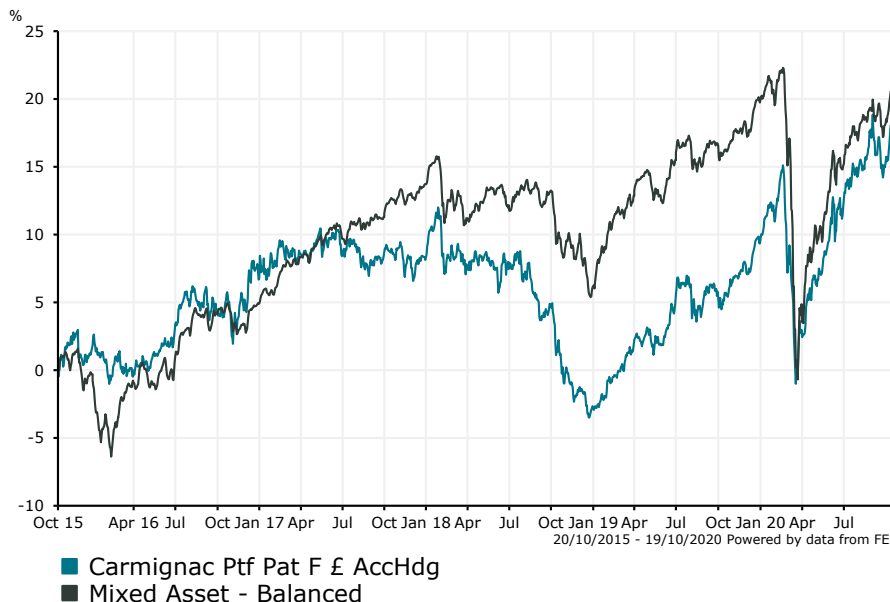
1.16 %

Fund Aim

The sub-fund aims to outperform its reference indicator over a period exceeding three years.

Sector: Mixed Asset - Balanced

Performance



Discrete Performance - 12 months to 31/12/19

	2019	2018	2017	2016	2015
Fund	12.32	-9.98	1.36	5.21	1.11
Stock Sector Average	12.82	-6.67	8.40	5.20	-0.30

Cumulative Performance to 30/09/20

	1 Yr	2 Yrs	3 Yrs	4 Yrs	5 Yrs
Fund	8.97	9.92	6.34	10.47	15.96
Stock Sector Average	1.24	4.41	6.18	13.44	21.48

Performance Analysis - Annualised 3 years

	Growth Rate %	Volatility	Alpha	Beta	Sharpe
Fund	2.07	6.90	0.67	0.69	0.00
Stock Sector Average	2.02	8.47	0.00	1.00	0.00

Morningstar Analyst Rating

Neutral

FE Crown Rating

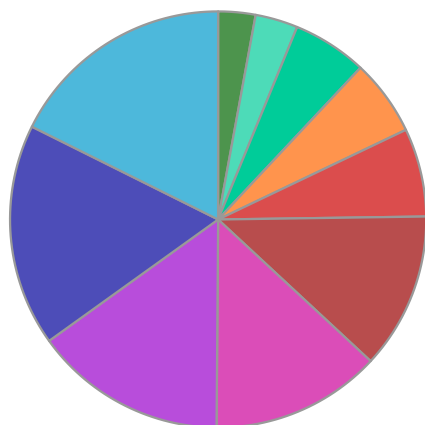


Morningstar Analyst Rating
Neutral

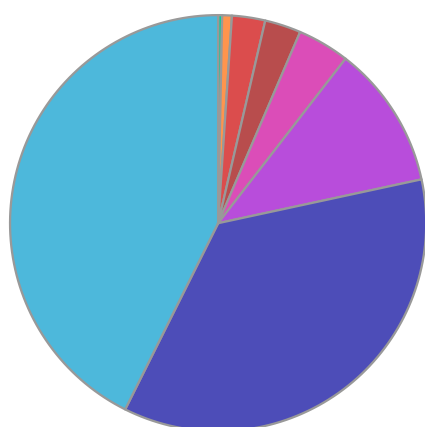
FE Crown Rating
★★★★★

Carmignac Ptf Pat F £ AcchDg

Fund Composition



	(%)
Consumer Discretionary	17.64
Financials	17.27
Information Technology	14.97
Communications	13.21
Health Care	12.14
Materials	6.86
Industrials	5.92
Energy	5.79
Consumer Staples	3.31
Others	2.89



	(%)
North America	42.63
Europe	35.75
Asia	11.13
Eastern Europe	4.04
Asia Pacific	2.81
Latin America	2.58
Middle East	0.75
Africa	0.31

Largest Holdings

Holdings	(%)
ITALY 0.35% 01/02/2025	3.68
JD.COM INC	2.85
ITALY(REPUBLIC OF) 1.45% BDS 15/05/25 EUR1000	2.63
GREECE(REPUBLIC OF) 1.5% BDS 18/06/30 EUR1000	2.35
UNITED STATES 0.62% 15/08/2030	2.01

Holdings	(%)
FACEBOOK INC	1.73
AMAZON.COM INC	1.52
NEWMONT CORP	1.44
NINTENDO CO	1.36
CONSTELLATION BRANDS INC	1.33

* Data supplied by fund managers regarding fixed interests funds may not specify yield type. As the provision of redemption yield is an FCA regulatory requirement Novia assumes these are used.

Important Information

Performance details and yields are as at 30/09/2020. Performance figures are inclusive of net reinvested income. Source: FE. This document is designed only for professional investors and experienced advisers. The value of investments and the income gained may fluctuate. Investors may not get back the full amount invested. Past performance is not a guide to the future.