

Federated Hermes USSMIDeq FH A£
Fund Information
Sector

Equity - Small Cap USA

Manager's Name

Mark Sherlock

Date Manager Appointed

Sep 2012

Launch Date

Nov 2013

Fund Size(£m)

£724.75

Yield* (See page2)

0.00 %

XD Dates

N/A

Last Distribution

N/A (XD Date)

N/A (Pay Date)

N/A(Distribution)

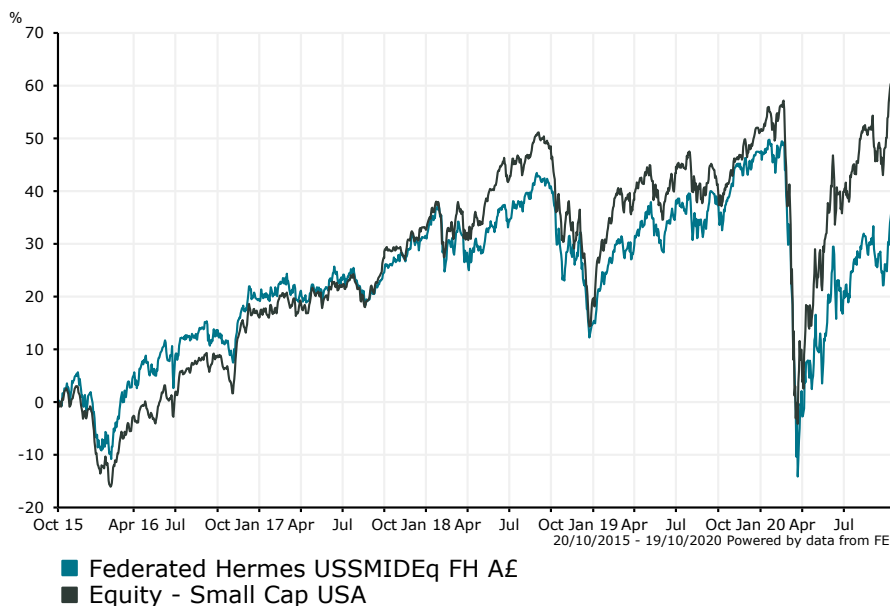
OCF

0.87 %

Fund Aim

The investment objective of the Fund is to provide long-term capital appreciation by investing primarily in equity or equity related securities of small and mid-capitalisation companies domiciled in the US, or which derive a large proportion of their income from US activities. These are primarily listed or traded in the US or Canada.

Sector: Equity - Small Cap USA

Performance

Morningstar Analyst Rating

N/A

FE Crown Rating

Discrete Performance - 12 months to 31/12/19

	2019	2018	2017	2016	2015
Fund	28.32	-12.78	10.01	18.38	1.06
Stock Sector Average	26.53	-9.91	14.17	18.31	-4.12

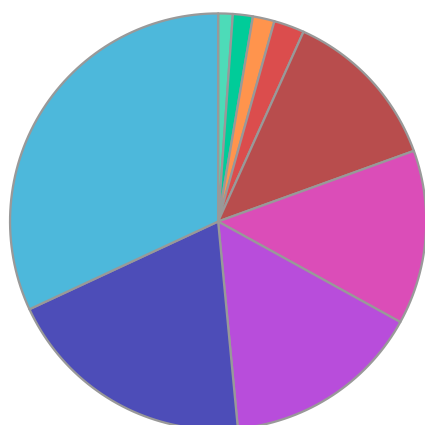
Cumulative Performance to 30/09/20

	1 Yr	2 Yrs	3 Yrs	4 Yrs	5 Yrs
Fund	-8.61	-10.72	0.86	11.50	32.20
Stock Sector Average	4.90	-0.14	16.42	36.68	56.03

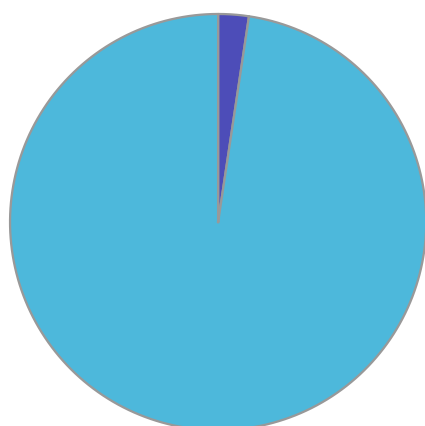
Performance Analysis - Annualised 3 years

	Growth Rate %	Volatility	Alpha	Beta	Sharpe
Fund	0.28	22.75	-4.48	1.01	-0.01
Stock Sector Average	5.20	21.81	0.00	1.00	0.08

Fund Composition



	(%)
Industrials	31.93
Financials	19.59
Technology	15.46
Health Care	13.54
Consumer Discretionary	12.76
Money Market	2.37
Basic Materials	1.68
Consumer Staples	1.55
Utilities	1.13



	(%)
North American Equities	97.63
Money Market	2.37

Largest Holdings

Holdings	(%)
FORTUNE BRANDS HOME & SECURITY INC	2.83
PTC INC	2.64
ABIOMED INC	2.41
BROOKS AUTOMATION INC	2.39
TERADYNE INC	2.37

Holdings	(%)
SILICON LABORATORIES	2.37
WINTRUST FINANCIAL CORP	2.35
SERVICEMASTER GLOBAL HLDGS INC	2.20
SMITH(A.O.)CORP	2.13
BRUNSWICK CORP	2.13

* Data supplied by fund managers regarding fixed interests funds may not specify yield type. As the provision of redemption yield is an FCA regulatory requirement Novia assumes these are used.

Important Information

Performance details and yields are as at 30/09/2020. Performance figures are inclusive of net reinvested income. Source: FE. This document is designed only for professional investors and experienced advisers. The value of investments and the income gained may fluctuate. Investors may not get back the full amount invested. Past performance is not a guide to the future.