

Fidelity Index Europe ex UK P Acc

Fund Information

Sector

IA Europe Excluding UK

Manager's Name

Geode Capital Management

Date Manager Appointed

Mar 2014

Launch Date

Jan 2014

Fund Size(£m)

£339.00

Yield* (See page2)

2.56 %

XD Dates

Mar 02

Last Distribution

02/03/20 (XD Date)

30/04/20 (Pay Date)

4.05(Distribution)

OCF

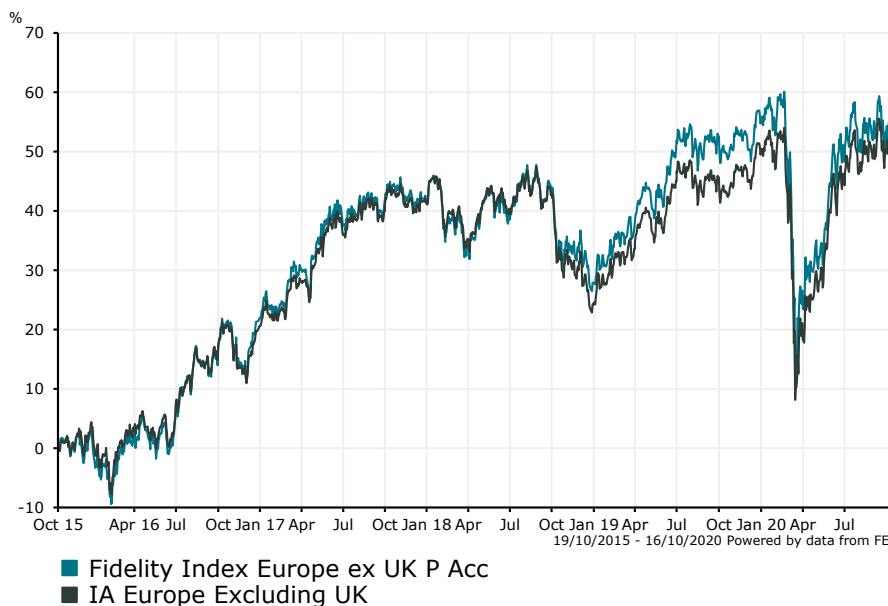
0.10 %

Fund Aim

Aims to achieve long term capital growth by closely matching the performance of the MSCI Europe ex UK Index. Aims to hold company shares that represent the benchmark index. May use stock index futures to achieve the investment objective. Can use derivatives with the aim of risk or cost reduction or to generate additional capital or income in line with the fund's risk profile.

Sector: IA Europe Excluding UK

Performance


Morningstar Analyst Rating

N/A

FE Crown Rating

Discrete Performance - 12 months to 31/12/19

	2019	2018	2017	2016	2015
Fund	20.96	-9.52	16.00	19.50	4.79
Stock Sector Average	20.33	-12.16	17.29	16.41	9.27

Cumulative Performance to 30/09/20

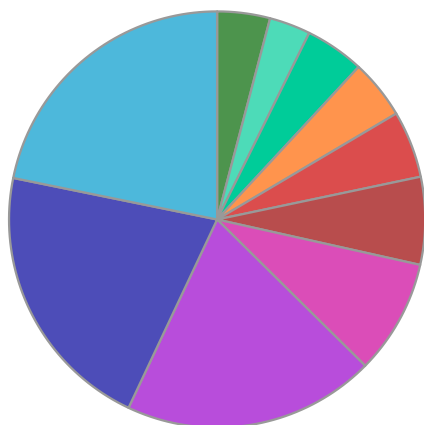
	1 Yr	2 Yrs	3 Yrs	4 Yrs	5 Yrs
Fund	0.18	6.61	8.41	34.17	58.62
Stock Sector Average	3.06	5.28	7.27	30.74	54.80

Performance Analysis - Annualised 3 years

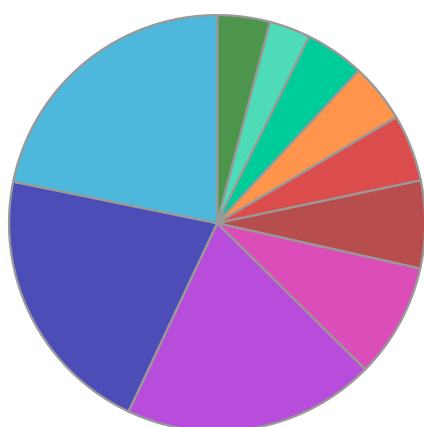
	Growth Rate %	Volatility	Alpha	Beta	Sharpe
Fund	2.73	13.51	0.43	0.95	0.00
Stock Sector Average	2.37	14.03	0.00	1.00	0.00

Fidelity Index Europe ex UK P Acc

Fund Composition



	(%)
French Equities	21.80
Swiss Equities	21.20
German Equities	19.60
Dutch Equities	8.90
Swedish Equities	6.80
Danish Equities	5.20
Italian Equities	4.60
Spanish Equities	4.60
International Equities	3.20
Others	4.10



	(%)
France	21.80
Switzerland	21.20
Germany	19.60
Netherlands	8.90
Sweden	6.80
Denmark	5.20
Italy	4.60
Spain	4.60
Others	3.20
Others	4.10

Largest Holdings

Holdings	(%)
NESTLE SA	5.30
ROCHE HLDG AG	3.60
NOVARTIS AG	2.90
SAP SE	2.40
ASML HOLDING NV	2.30

Holdings	(%)
LVMH MOET HENNESSY VUITTON SE	1.90
NOVO-NORDISK AS	1.80
SANOFI	1.70
SIEMENS AG	1.40
UNILEVER NV	1.30

* Data supplied by fund managers regarding fixed interests funds may not specify yield type. As the provision of redemption yield is an FCA regulatory requirement Novia assumes these are used.

Important Information

Performance details and yields are as at 30/09/2020. Performance figures are inclusive of net reinvested income. Source: FE. This document is designed only for professional investors and experienced advisers. The value of investments and the income gained may fluctuate. Investors may not get back the full amount invested. Past performance is not a guide to the future.