

SPDRBbgBarUkGltUCTETF £

Fund Information

Sector

Fixed Int - GBP Government

Manager's Name

N/A

Date Manager Appointed

N/A

Launch Date

May 2012

Fund Size(£m)

£233.25

Yield* (See page2)

0.00 %

XD Dates

Aug 03, Feb 03

Last Distribution

03/08/20 (XD Date)

18/08/20 (Pay Date)

0.32(Distribution)

OCF

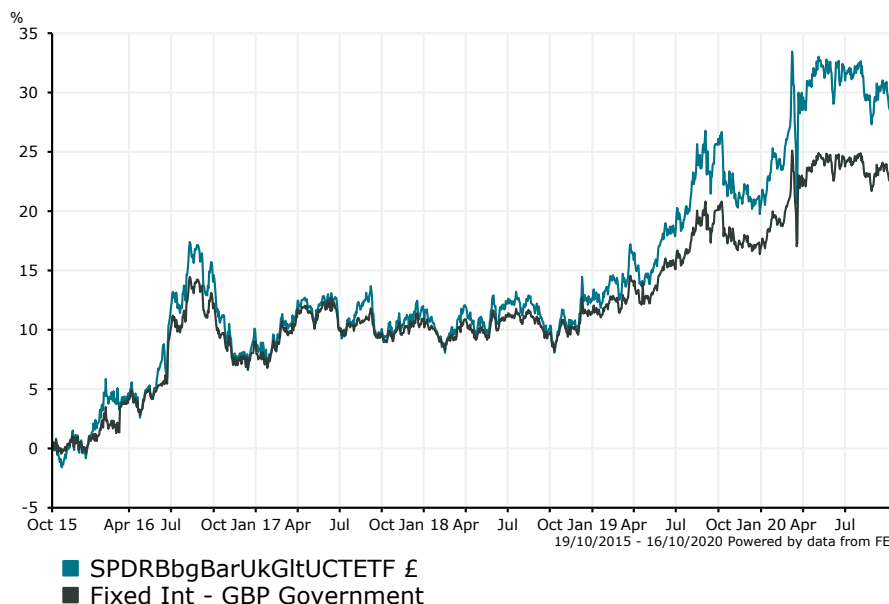
0.15 %

Fund Aim

The objective of the Fund is to track the performance of the UK Government bond (Gilt) market.

Sector: Fixed Int - GBP Government

Performance



Morningstar Analyst Rating
N/A

FE Crown Rating

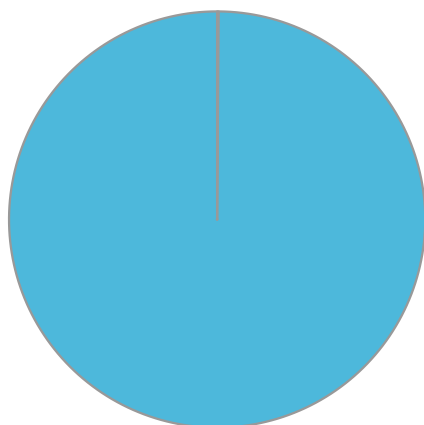
| Discrete Performance - 12 months to 31/12/19 | | | | | |
|--|------|------|------|-------|------|
| | 2019 | 2018 | 2017 | 2016 | 2015 |
| Fund | 6.99 | 0.38 | 1.80 | 10.60 | 0.34 |
| Stock Sector Average | 4.87 | 0.36 | 1.81 | 9.20 | 0.33 |

| Cumulative Performance to 30/09/20 | | | | | |
|------------------------------------|------|-------|-------|-------|-------|
| | 1 Yr | 2 Yrs | 3 Yrs | 4 Yrs | 5 Yrs |
| Fund | 3.55 | 18.12 | 18.63 | 14.04 | 28.91 |
| Stock Sector Average | 2.77 | 12.56 | 12.73 | 10.40 | 22.61 |

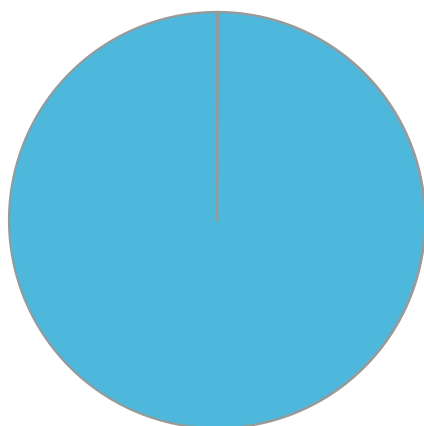
| Performance Analysis - Annualised 3 years | | | | | |
|---|---------------|------------|-------|------|--------|
| | Growth Rate % | Volatility | Alpha | Beta | Sharpe |
| Fund | 5.86 | 6.20 | -0.14 | 1.48 | 0.38 |
| Stock Sector Average | 4.08 | 4.18 | 0.00 | 1.00 | 0.14 |

SPDRBbgBarUkGiltUCTETF £

Fund Composition



| | (%) |
|--------------|-------|
| UK Gilts | 99.88 |
| Money Market | 0.12 |



| | (%) |
|--------------|-------|
| UK | 99.88 |
| Money Market | 0.12 |

Largest Holdings

| Holdings | (%) |
|--|------|
| HM TREASURY UNITED KINGDOM DMO 4.25% GILT 07/12/55 GBP0.01 | 3.81 |
| HM TREASURY UNITED KINGDOM DMO 4.25% GILT 07/06/2032 GBP0.01 | 3.62 |
| HM TREASURY UNITED KINGDOM DMO 4.5% GILT 7/9/2034 GBP0.01 | 3.46 |
| HM TREASURY UNITED KINGDOM DMO 4% GILT 22/01/60 GBP0.01 | 3.44 |
| HM TREASURY UNITED KINGDOM DMO 4.75% GILT 07/12/30 GBP | 3.42 |

| Holdings | (%) |
|--|------|
| HM TREASURY UNITED KINGDOM DMO 4.25% GILT 07/03/36 GBP0.01 | 3.24 |
| HM TREASURY UNITED KINGDOM DMO 4.5% GILT 7/12/42 GBP | 3.24 |
| HM TREASURY UNITED KINGDOM DMO 5% GILT 07/03/25 GBP | 3.08 |
| HM TREASURY UNITED KINGDOM DMO 3.75% GILT 22/07/52 GBP0.01 | 3.06 |
| HM TREASURY UNITED KINGDOM DMO 3.5% GILT 22/01/45 GBP | 3.04 |

* Data supplied by fund managers regarding fixed interests funds may not specify yield type. As the provision of redemption yield is an FCA regulatory requirement Novia assumes these are used.

Important Information

Performance details and yields are as at 30/09/2020. Performance figures are inclusive of net reinvested income. Source: FE. This document is designed only for professional investors and experienced advisers. The value of investments and the income gained may fluctuate. Investors may not get back the full amount invested. Past performance is not a guide to the future.