

Fidelity Gbl Tech W GBP

Fund Information

Sector

Equity - Tech Media & Telecom

Manager's Name

Hyunho Sohn

Date Manager Appointed

Mar 2013

Launch Date

Mar 2014

Fund Size(£m)

£7534.00

Yield* (See page2)

0.00 %

XD Dates

Aug 01

Last Distribution

01/08/13 (XD Date)

01/08/13 (Pay Date)

0.00(Distribution)

OCF

1.04 %

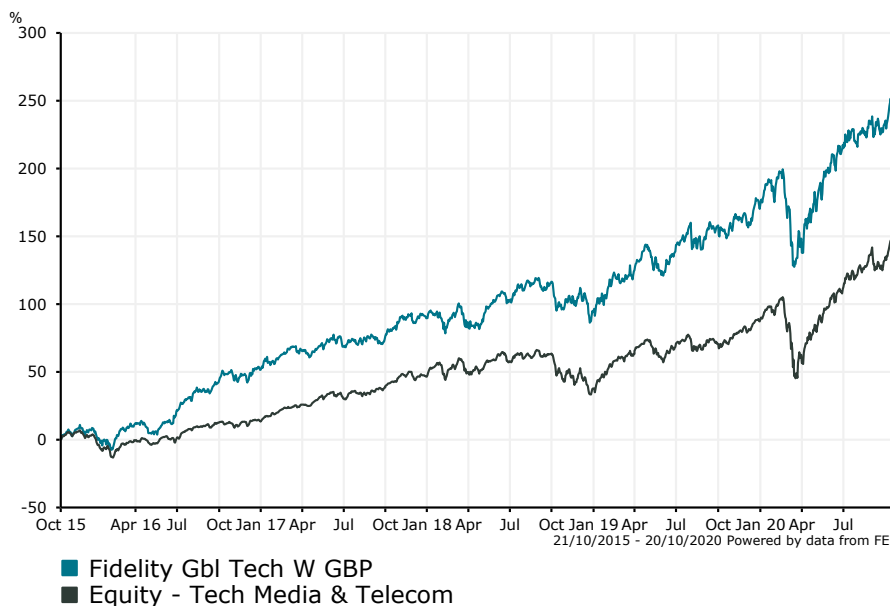
Fund Aim

The fund aims to provide investors with long-term capital growth, principally through investment in the equity securities of companies throughout the world, that have, or will, develop products, processes or services that will provide, or will benefit significantly from, technological advances and improvements.

As this fund may invest globally, it may be exposed to countries considered to be emerging markets.

Sector: Equity - Tech Media & Telecom

Performance



Morningstar Analyst Rating
N/A

FE Crown Rating


Discrete Performance - 12 months to 31/12/19

	2019	2018	2017	2016	2015
Fund	39.27	2.34	25.15	40.03	16.09
Stock Sector Average	35.88	-5.94	28.95	9.86	8.00

Cumulative Performance to 30/09/20

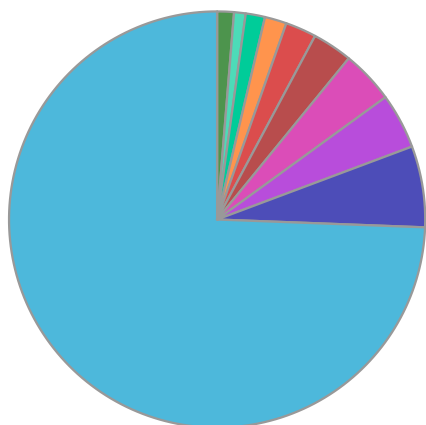
	1 Yr	2 Yrs	3 Yrs	4 Yrs	5 Yrs
Fund	29.60	54.76	91.69	134.59	255.71
Stock Sector Average	36.11	42.54	67.77	106.89	147.07

Performance Analysis - Annualised 3 years

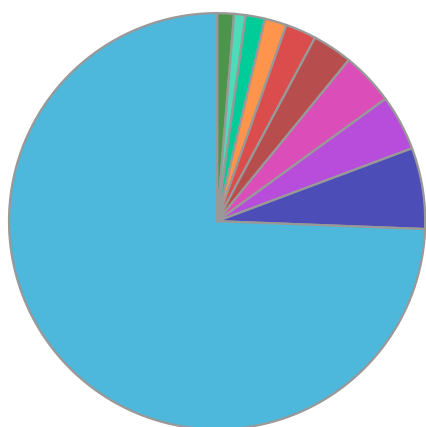
	Growth Rate %	Volatility	Alpha	Beta	Sharpe
Fund	24.22	16.75	8.30	0.80	1.24
Stock Sector Average	18.82	18.62	0.00	1.00	0.82

Fidelity **Gbl Tech W GBP**

Fund Composition



	(%)
US Equities	74.40
South Korean Equities	6.30
Japanese Equities	4.30
German Equities	4.10
Taiwanese Equities	3.10
Money Market	2.40
Swedish Equities	1.70
UK Equities	1.50
Chinese Equities	0.90
Others	1.30



	(%)
USA	74.40
Korea	6.30
Japan	4.30
Germany	4.10
Taiwan	3.10
Money Market	2.40
Sweden	1.70
UK	1.50
China	0.90
Others	1.30

Largest Holdings

Holdings	(%)
APPLE INC	6.20
SAMSUNG ELECTRONICS CO	5.40
ALPHABET INC	5.00
MICROSOFT CORP	4.00
JARDEN CORP	2.90

Holdings	(%)
KLA CORP	2.90
INTEL CORP	2.80
XILINX INC	2.80
TEXAS INSTRUMENTS INC	2.60
WESTERN DIGITAL CORP	2.60

* Data supplied by fund managers regarding fixed interests funds may not specify yield type. As the provision of redemption yield is an FCA regulatory requirement Novia assumes these are used.

Important Information

Performance details and yields are as at 30/09/2020. Performance figures are inclusive of net reinvested income. Source: FE. This document is designed only for professional investors and experienced advisers. The value of investments and the income gained may fluctuate. Investors may not get back the full amount invested. Past performance is not a guide to the future.