

L&G Sht Dtd Stg Corp Bd Idx I Inc

Fund Information

Sector

IA Sterling Corporate Bond

Manager's Name

Index Fund Management Team

Date Manager Appointed

Sep 2013

Launch Date

May 2014

Fund Size(£m)

£1670.22

Yield* (See page2)

1.90 %

XD Dates

Aug 17, Feb 17

Last Distribution

17/08/20 (XD Date)

15/10/20 (Pay Date)

0.52(Distribution)

OCF

0.14 %

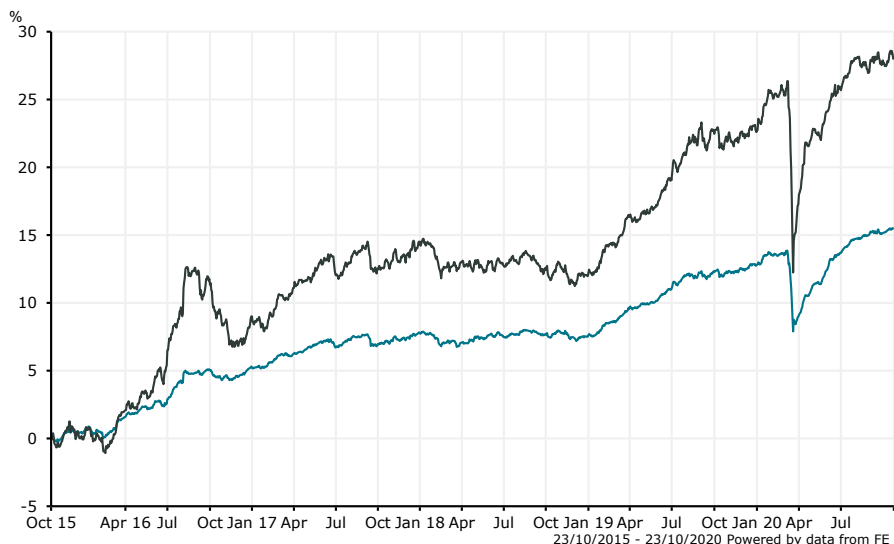
Fund Aim

The above objectives are before the deduction of any charges and assumes income is reinvested.

There is no guarantee that any of the objectives will be met over any time period. Both capital and reinvested income are at risk.

Sector: IA Sterling Corporate Bond

Performance



■ L&G Sht Dtd Stg Corp Bd Idx I Inc
 ■ IA Sterling Corporate Bond

Morningstar Analyst Rating
 N/A

FE Crown Rating

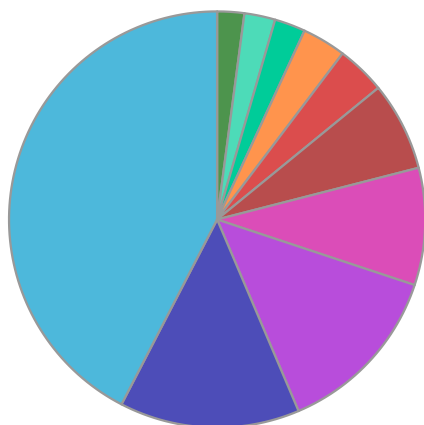
Discrete Performance - 12 months to 31/12/19					
	2019	2018	2017	2016	2015
Fund	4.91	-0.29	2.39	4.90	0.92
Stock Sector Average	9.49	-2.22	5.06	9.08	-0.27

Cumulative Performance to 30/09/20					
	1 Yr	2 Yrs	3 Yrs	4 Yrs	5 Yrs
Fund	2.50	6.93	7.72	9.56	15.68
Stock Sector Average	4.21	13.60	13.72	14.41	28.39

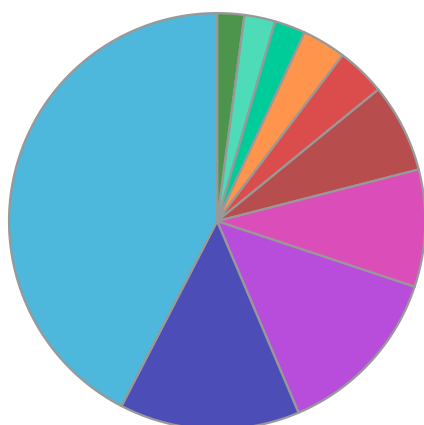
Performance Analysis - Annualised 3 years					
	Growth Rate %	Volatility	Alpha	Beta	Sharpe
Fund	2.51	3.02	0.26	0.51	0.00
Stock Sector Average	4.38	5.61	0.00	1.00	0.16

L&G Sht Dtd Stg Corp Bd Idx I Inc

Fund Composition



	(%)
UK Fixed Interest	42.40
US Fixed Interest	14.00
German Fixed Interest	13.50
Others	9.10
French Fixed Interest	6.90
Australian Fixed Interest	3.80
Dutch Fixed Interest	3.40
Canadian Fixed Interest	2.40
Swedish Fixed Interest	2.40
Spanish Fixed Interest	2.10



	(%)
UK	42.40
USA	14.00
Germany	13.50
Others	9.10
France	6.90
Australia	3.80
Netherlands	3.40
Canada	2.40
Sweden	2.40
Spain	2.10

Largest Holdings

Holdings	(%)
SIEMENS 1.2% 2025	1.10
BARCLAYS PLC 3.125% BDS 17/01/24 GBP100000 (TEMP)	1.00
ENEL FINANCE INTL NV 5.625% EMTN 14/08/24 GBP1000	0.90
BARCLAYS PLC 2.375% RESET NTS 06/10/23 GBP100000	0.90
ANHEUSER-BUSCH INBEV SA/NV 9.75% NTS 30/07/24 GBP75000	0.80

Holdings	(%)
HSBC HLDGS 6.50% NTS 20/05/24 GBP50000 `15`	0.80
LLOYDS BANKING GROUP PLC 2.25% BDS 16/10/24 GBP100000	0.80
HM TREASURY UNITED KINGDOM DMO 0.625% TRSY GILT 07/06/25 GBP0.01	0.80
WESTERN POWER 3.875% 2024	0.80
NATWEST GROUP 3.622% 2030	0.80

* Data supplied by fund managers regarding fixed interests funds may not specify yield type. As the provision of redemption yield is an FCA regulatory requirement Novia assumes these are used.

Important Information

Performance details and yields are as at 30/09/2020. Performance figures are inclusive of net reinvested income. Source: FE. This document is designed only for professional investors and experienced advisers. The value of investments and the income gained may fluctuate. Investors may not get back the full amount invested. Past performance is not a guide to the future.