

T. Rowe Price USEq Q £
Fund Information
Sector
Equity - USA

Manager's Name
Jeffrey Rottinghaus

Date Manager Appointed
Jun 2009

Launch Date
Jan 2014

Fund Size (£m)
£902.99

Yield* (See page2)
0.00 %

XD Dates
N/A

Last Distribution
N/A (XD Date)
N/A (Pay Date)
N/A(Distribution)

OCF
0.77 %


Fund Aim

To increase the value of its shares over the long term through growth in the value of its investments

Sector: Equity - USA

Performance


Morningstar Analyst Rating
N/A

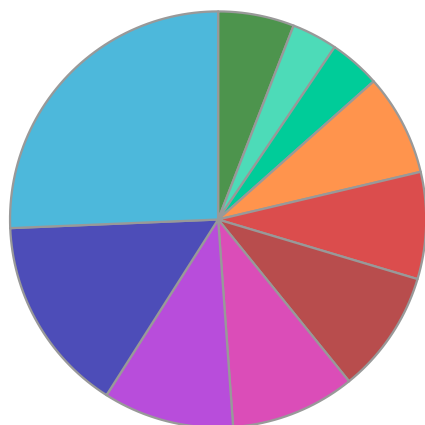
FE Crown Rating


Discrete Performance - 12 months to 31/12/19					
	2019	2018	2017	2016	2015
Fund	24.90	0.67	10.63	26.89	12.86
Stock Sector Average	27.26	-6.52	16.78	8.86	-1.57

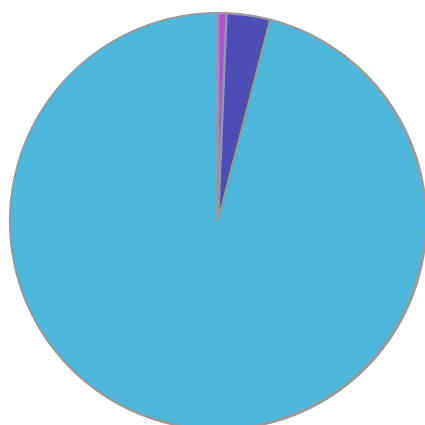
Cumulative Performance to 30/09/20					
	1 Yr	2 Yrs	3 Yrs	4 Yrs	5 Yrs
Fund	6.37	18.82	40.63	56.25	108.45
Stock Sector Average	11.57	13.41	30.77	51.19	66.98

Performance Analysis - Annualised 3 years					
	Growth Rate %	Volatility	Alpha	Beta	Sharpe
Fund	12.04	14.87	5.15	0.71	0.57
Stock Sector Average	9.36	17.54	0.00	1.00	0.33

Fund Composition



	(%)
Information Technology	25.66
Health Care	15.33
Financials	10.16
Consumer Discretionary	9.68
Services	9.55
Communications	8.30
Consumer Staples	7.88
Utilities	3.98
Materials	3.55
Others	5.91



	(%)
US Equities	95.96
Money Market	3.39
Swiss Equities	0.65

Largest Holdings

Holdings	(%)
APPLE INC	6.02
MICROSOFT CORP	5.87
AMAZON.COM INC	5.47
ALPHABET INC	3.67
JOHNSON & JOHNSON	2.41

Holdings	(%)
FACEBOOK INC	2.03
VERIZON COMMUNICATIONS INC	2.01
LINDE PLC	1.91
ABBVIE INC	1.83
VISA INC	1.78

* Data supplied by fund managers regarding fixed interests funds may not specify yield type. As the provision of redemption yield is an FCA regulatory requirement Novia assumes these are used.

Important Information

Performance details and yields are as at 30/09/2020. Performance figures are inclusive of net reinvested income. Source: FE. This document is designed only for professional investors and experienced advisers. The value of investments and the income gained may fluctuate. Investors may not get back the full amount invested. Past performance is not a guide to the future.