

**Invesco Gbl Inc UK Z Acc**
**Fund Information**
**Sector**

IA Mixed Investment 20-60% Shares

**Manager's Name**

 Paul Read  
 Paul Causer  
 Stephen Anness  
 Alexandra Ivanova

**Date Manager Appointed**

May 2014

**Launch Date**

May 2014

**Fund Size(£m)**

£47.71

**Yield\*** (See page2)

3.48 %

**XD Dates**

Oct 01, Sep 01, Aug 03, Jul 01

**Last Distribution**

 01/10/20 (XD Date)  
 31/10/20 (Pay Date)  
 0.76(Distribution)

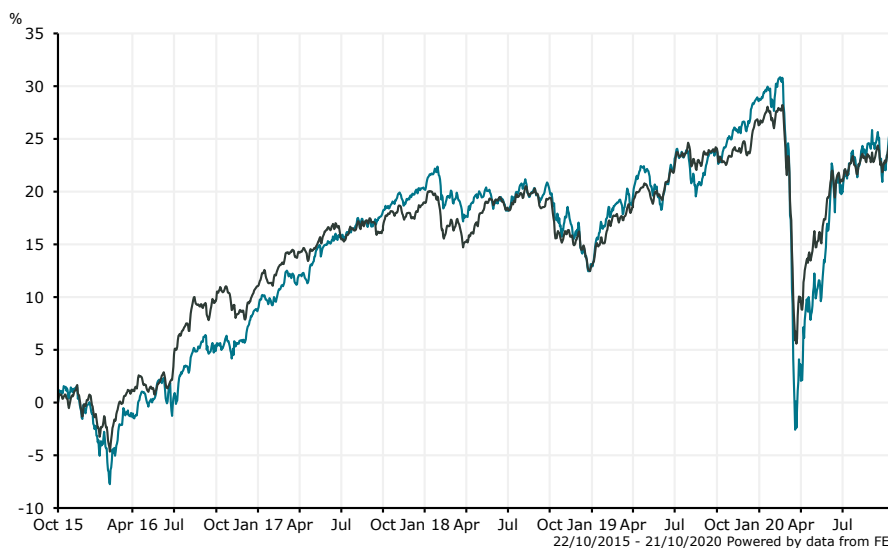
**OCF**

0.82 %

**Fund Aim**

The objective of the Fund is to achieve a combination of income and capital growth over the medium to long term. The Fund invests primarily through a flexible allocation to debt securities (which may be investment grade, sub-investment grade or have no credit rating) and shares of companies globally. The Fund may invest up to 80% of its assets in debt securities and 60% in shares of companies. The Fund may use derivatives (complex instruments) and other financially linked instruments in order to meet the Fund's investment objective and to reduce risk, minimise costs and/or generate additional capital or income. The Fund is actively managed within its objectives and is not constrained by a benchmark. You can buy, sell and switch shares in the Fund on any UK business day. Any income from your investment will be paid monthly. Recommendation: The Fund may not be appropriate if you plan to withdraw your money within 5 years.

**Sector:** IA Mixed Investment 20-60% Shares


**Performance**


■ Invesco Gbl Inc UK Z Acc  
 ■ IA Mixed Investment 20-60% Shares

**Morningstar Analyst Rating**

N/A

**FE Crown Rating**



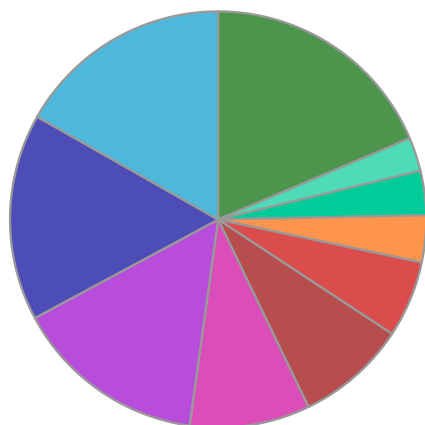
Discrete Performance - 12 months to 31/12/19					
	2019	2018	2017	2016	2015
Fund	13.65	-5.92	10.67	8.82	3.15
Stock Sector Average	11.84	-5.10	7.16	10.32	1.21

Cumulative Performance to 30/09/20					
	1 Yr	2 Yrs	3 Yrs	4 Yrs	5 Yrs
Fund	-1.50	1.39	3.50	16.37	25.49
Stock Sector Average	-1.19	2.77	5.45	11.94	25.49

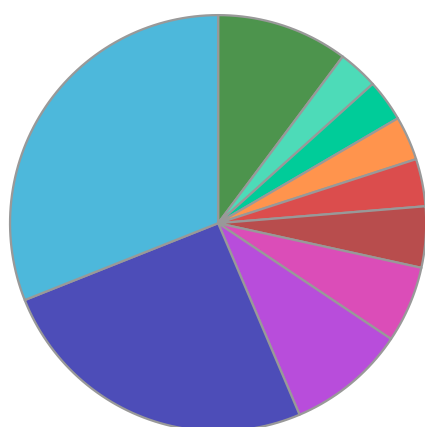
Performance Analysis - Annualised 3 years					
	Growth Rate %	Volatility	Alpha	Beta	Sharpe
Fund	1.15	12.38	-1.04	1.40	0.00
Stock Sector Average	1.78	8.49	0.00	1.00	0.00

**Invesco Gbl Inc UK Z Acc**

**Fund Composition**



	(%)
US Equities	16.78
UK Fixed Interest	16.07
UK Equities	14.96
International Equities	9.34
US Fixed Interest	8.59
Global Fixed Interest	5.95
Swiss Equities	3.64
Money Market	3.43
French Fixed Interest	2.62
Others	18.62



	(%)
UK	31.02
USA	25.38
Not Specified	9.21
Others	5.95
Switzerland	4.74
Spain	3.68
Money Market	3.43
Germany	3.26
France	3.11
Others	10.22

**Largest Holdings**

Holdings	(%)
INVESCO GLOBAL EMERGING MARKETS BOND (UK) Y ACC	9.40
UNITED STATES OF AMER TREAS BILLS 2.375% TB 15/05/29 USD100	3.76
TAIWAN SEMICONDUCTOR MANUFACTURING	2.07
JPMORGAN CHASE & CO	1.91
SAMSUNG ELECTRONICS CO	1.80

Holdings	(%)
COCA-COLA CO	1.66
MICROSOFT CORP	1.65
CO-OPERATIVE BANK PLC (THE) FXD RT REST CALL SUB NTS 25/04/29 GBP T2	1.63
PROGRESSIVE CORP(OHIO)	1.57
TEXAS INSTRUMENTS INC	1.43

\* Data supplied by fund managers regarding fixed interests funds may not specify yield type. As the provision of redemption yield is an FCA regulatory requirement Novia assumes these are used.

**Important Information**

Performance details and yields are as at 30/09/2020. Performance figures are inclusive of net reinvested income. Source: FE. This document is designed only for professional investors and experienced advisers. The value of investments and the income gained may fluctuate. Investors may not get back the full amount invested. Past performance is not a guide to the future.