

Rubrics Gbl Crdt UCITS C GBP

Fund Information

Sector

Fixed Int - Global

Manager's Name

Matthew Barnes
Janaka Ariyasena

Date Manager Appointed

Jan 2012

Launch Date

Mar 2014

Fund Size (£m)

£509.09

Yield* (See page2)

0.00 %

XD Dates

N/A

Last Distribution

N/A (XD Date)
N/A (Pay Date)
N/A (Distribution)

OCF

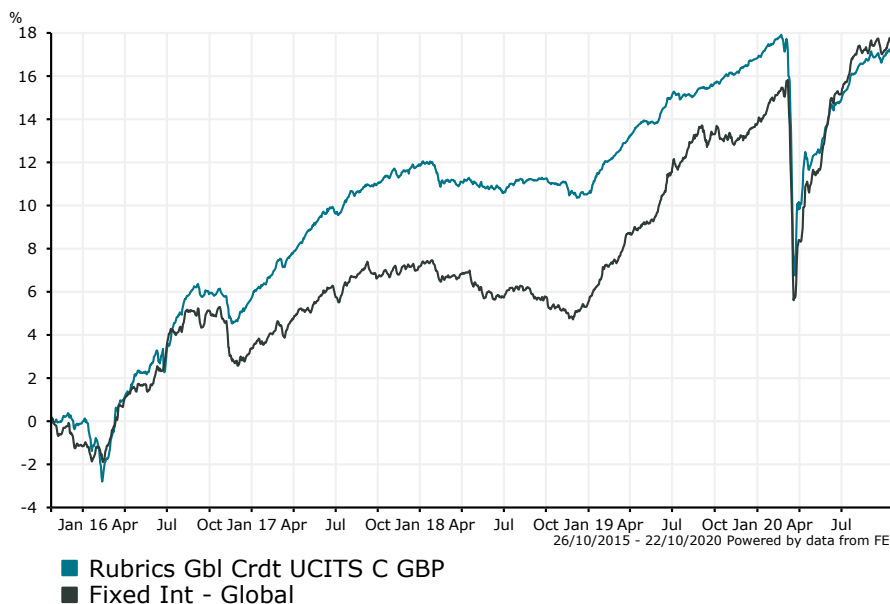
0.68 %

Fund Aim

The Rubrics Global Credit UCITS Fund (the "Fund") invests in a diversified, global portfolio of high-quality credits. The Fund pursues a total return, non-benchmarked strategy with a strong capital preservation emphasis. We maintain a low-duration portfolio bias, usually around three years. Our target return is equal to cash plus 2.5% over the medium term.

Sector: Fixed Int - Global

Performance



Morningstar Analyst Rating
N/A

FE Crown Rating
👑👑👑👑👑

Discrete Performance - 12 months to 31/12/19

	2019	2018	2017	2016	2015
Fund	5.66	-1.21	5.92	5.71	2.40
Stock Sector Average	7.84	-1.59	3.67	4.59	-1.64

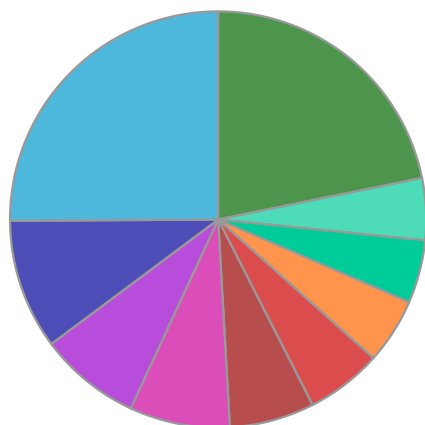
Cumulative Performance to 30/09/20

	1 Yr	2 Yrs	3 Yrs	4 Yrs	5 Yrs
Fund	1.09	5.07	5.32	10.39	18.47
Stock Sector Average	3.35	10.72	9.80	11.40	18.33

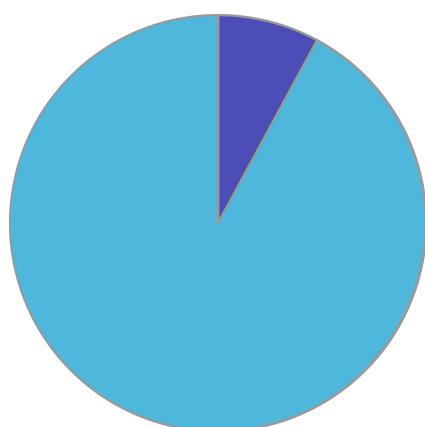
Performance Analysis - Annualised 3 years

	Growth Rate %	Volatility	Alpha	Beta	Sharpe
Fund	1.74	4.06	-0.95	0.86	0.00
Stock Sector Average	3.16	4.51	0.00	1.00	0.00

Fund Composition



	(%)
Banks	25.10
Insurance	10.10
Money Market	7.90
Mineral Extraction	7.80
Telecommunications	6.60
Automobiles	5.90
Industrials	5.10
Utilities	4.90
Energy	4.80
Others	21.80



	(%)
Global Fixed Interest	92.10
Money Market	7.90

Largest Holdings

Holdings	(%)
BHP BILLITON FINANCE USA LTD 6.25% BDS 19/10/75 USD1000 144A	3.50
ORANGE SA 5.875% UNDATED BDS GBP100000	2.00
ERSTE GROUP BANK AG 8.875% UNDATED BDS EUR200000	1.90
HSBC HLDGS 6.875% UNDATED BDS USD200000	1.70
COOPERATIEVE RABOBANK UA 6.625% UNDATED NTS EUR200000	1.60

* Data supplied by fund managers regarding fixed interests funds may not specify yield type. As the provision of redemption yield is an FCA regulatory requirement Novia assumes these are used.

Important Information

Performance details and yields are as at 30/09/2020. Performance figures are inclusive of net reinvested income. Source: FE. This document is designed only for professional investors and experienced advisers. The value of investments and the income gained may fluctuate. Investors may not get back the full amount invested. Past performance is not a guide to the future.