

Merian UK Alp (IRL) R Inc £

Fund Information

Sector
Equity - UK

Manager's Name
Richard Buxton

Date Manager Appointed
Dec 2013

Launch Date
Jun 2014

Fund Size (£m)
£33.34

Yield* (See page2)
3.86 %

XD Dates
Oct 01, Jul 01, Apr 01, Jan 02

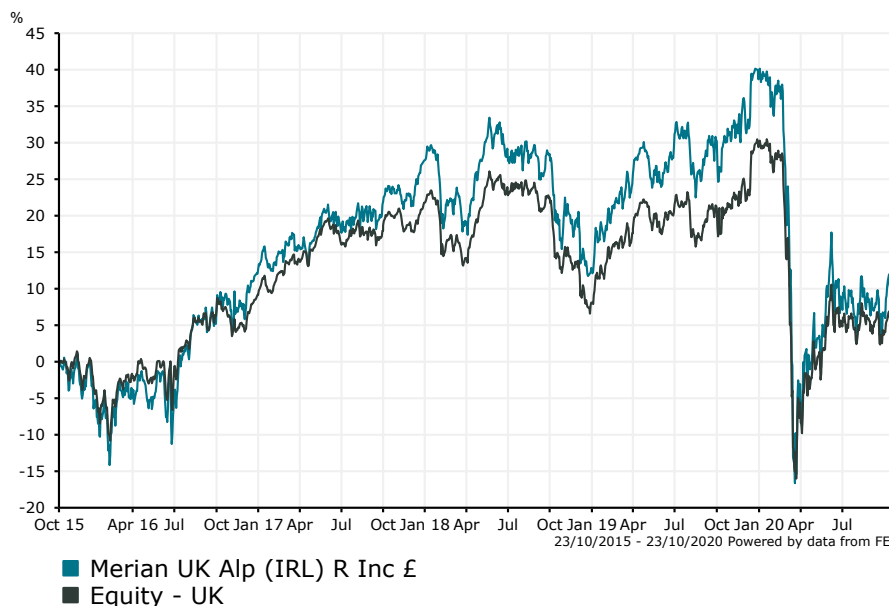
Last Distribution
01/10/20 (XD Date)
13/10/20 (Pay Date)
0.04(Distribution)

OCF
1.12 %

Fund Aim

The objective of the Merian UK Alpha Fund (IRL) is to seek to achieve capital appreciation.
Sector: Equity - UK

Performance



Morningstar Analyst Rating
Bronze

FE Crown Rating
★★★★★

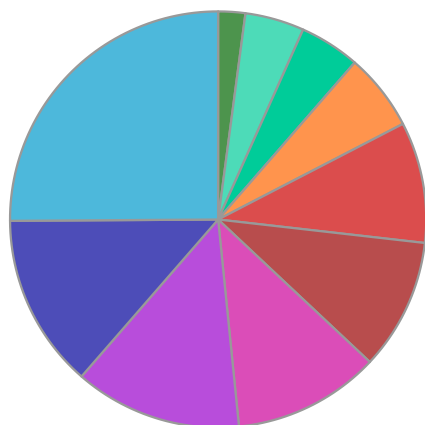
Discrete Performance - 12 months to 31/12/19					
	2019	2018	2017	2016	2015
Fund	22.89	-11.53	13.83	13.01	-3.65
Stock Sector Average	19.69	-11.23	11.56	8.85	4.85

Cumulative Performance to 30/09/20					
	1 Yr	2 Yrs	3 Yrs	4 Yrs	5 Yrs
Fund	-18.45	-17.13	-12.52	1.07	12.62
Stock Sector Average	-14.54	-15.26	-12.07	-2.41	7.95

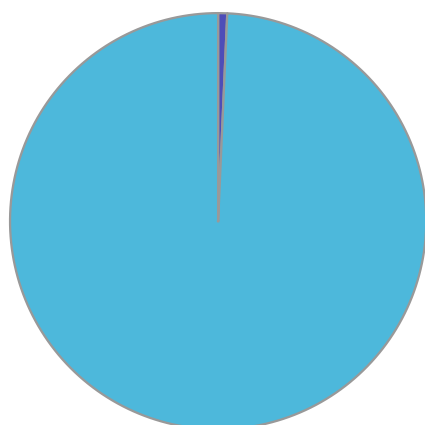
Performance Analysis - Annualised 3 years					
	Growth Rate %	Volatility	Alpha	Beta	Sharpe
Fund	-4.36	17.72	0.52	1.11	-0.01
Stock Sector Average	-4.20	15.74	0.00	1.00	-0.01

Merian UK Alp (IRL) R Inc £

Fund Composition



	(%)
Consumer Discretionary	25.10
Financials	13.50
Health Care	13.00
Materials	11.40
Industrials	10.20
Information Technology	9.40
Consumer Staples	6.00
Utilities	4.70
Energy	4.60
Others	2.10



	(%)
UK Equities	99.30
Money Market	0.70

Largest Holdings

Holdings	(%)
PETS AT HOME GROUP PLC	5.60
ASTRAZENECA PLC	5.30
GLAXOSMITHKLINE	4.80
GVC HLDGS PLC	4.70
SAGE GROUP	4.40

Holdings	(%)
EXPERIAN PLC	4.30
RIO TINTO	4.20
FIDELITY NATIONAL INFO SERVICES INC	4.00
BARCLAYS PLC	3.70
DRAX GROUP PLC	3.70

* Data supplied by fund managers regarding fixed interests funds may not specify yield type. As the provision of redemption yield is an FCA regulatory requirement Novia assumes these are used.

Important Information

Performance details and yields are as at 30/09/2020. Performance figures are inclusive of net reinvested income. Source: FE. This document is designed only for professional investors and experienced advisers. The value of investments and the income gained may fluctuate. Investors may not get back the full amount invested. Past performance is not a guide to the future.