

LM WsAtMOB X Hg Acc GBP

Fund Information

Sector

Fixed Int - Global

Manager's Name

Western Asset Management Co

Date Manager Appointed

Nov 2013

Launch Date

Feb 2014

Fund Size (£m)

£6779.20

Yield* (See page2)

0.00 %

XD Dates

N/A

Last Distribution

N/A (XD Date)

N/A (Pay Date)

N/A(Distribution)

OCF

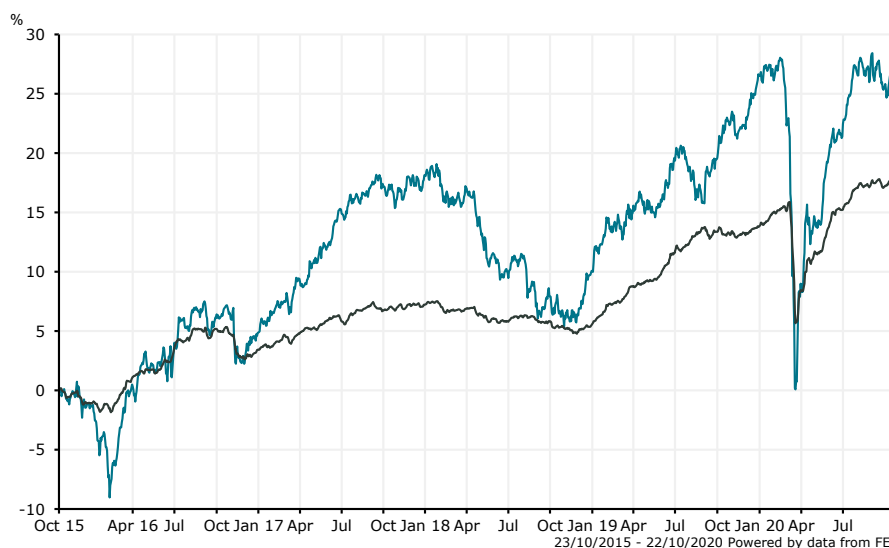
1.23 %

Fund Aim

The fund seeks to maximise total return, through capital appreciation and income by investing in a combination of investment grade and high yielding debt securities and financial derivative instruments.

Sector: Fixed Int - Global

Performance



■ LM WsAtMOB X Hg Acc GBP

■ Fixed Int - Global

Morningstar Analyst Rating

Neutral

FE Crown Rating

Discrete Performance - 12 months to 31/12/19

	2019	2018	2017	2016	2015
Fund	14.91	-6.82	12.68	6.15	1.98
Stock Sector Average	7.84	-1.59	3.67	4.59	-1.64

Cumulative Performance to 30/09/20

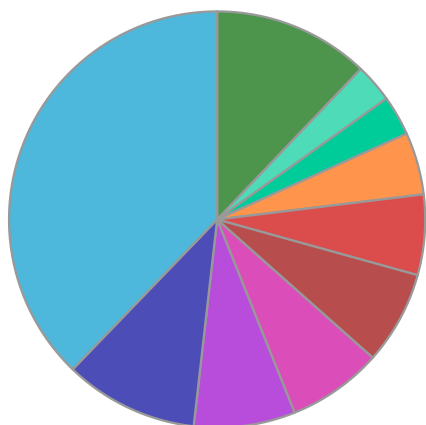
	1 Yr	2 Yrs	3 Yrs	4 Yrs	5 Yrs
Fund	5.10	16.34	6.96	18.37	29.28
Stock Sector Average	3.35	10.72	9.80	11.40	18.33

Performance Analysis - Annualised 3 years

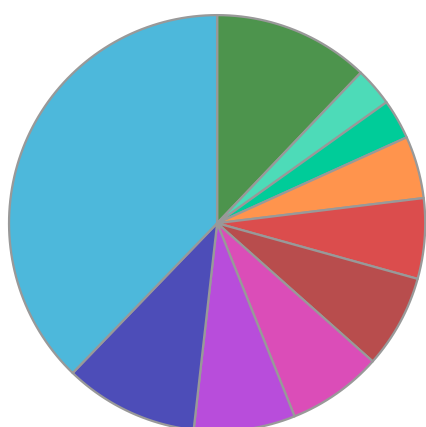
	Growth Rate %	Volatility	Alpha	Beta	Sharpe
Fund	2.27	10.44	-3.18	1.87	0.00
Stock Sector Average	3.16	4.51	0.00	1.00	0.00

LM WsAtMOB X Hg Acc GBP

Fund Composition



	(%)
US Fixed Interest	37.79
Russian Fixed Interest	10.41
Mexican Fixed Interest	7.87
Indonesian Fixed Interest	7.37
Cash & Cash Equivalents	7.25
Global Fixed Interest	6.24
Italian Fixed Interest	4.84
UK Fixed Interest	3.10
Brazilian Fixed Interest	3.00
Others	12.13



	(%)
USA	37.79
Russia	10.41
Mexico	7.87
Indonesia	7.37
Money Market	7.25
Others	6.24
Italy	4.84
UK	3.10
Brazil	3.00
Others	12.13

* Data supplied by fund managers regarding fixed interests funds may not specify yield type. As the provision of redemption yield is an FCA regulatory requirement Novia assumes these are used.

Important Information

Performance details and yields are as at 30/09/2020. Performance figures are inclusive of net reinvested income. Source: FE. This document is designed only for professional investors and experienced advisers. The value of investments and the income gained may fluctuate. Investors may not get back the full amount invested. Past performance is not a guide to the future.