

Federated Hermes MIStgCr F D£
Fund Information
Sector

Fixed Int - Global

Manager's Name

Fraser Lundie

Date Manager Appointed

May 2014

Launch Date

Jul 2014

Fund Size(£m)

£599.21

Yield* (See page2)

1.62 %

XD Dates

Jul 01, Jan 02

Last Distribution

01/07/20 (XD Date)

22/07/20 (Pay Date)

0.00(Distribution)

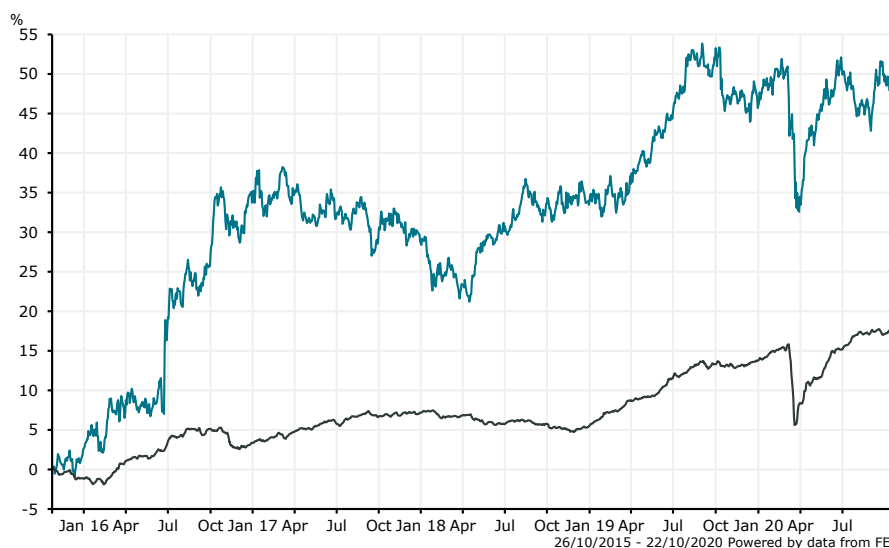
OCF

0.74 %

Fund Aim

The investment objective of the Fund is to generate a high level of income targeting a high proportion of high yield credit returns while exhibiting lower volatility relative to the global high yield market.

Sector: Fixed Int - Global

Performance

■ Federated Hermes MIStgCr F D£

■ Fixed Int - Global

Morningstar Analyst Rating

N/A

FE Crown Rating

Discrete Performance - 12 months to 31/12/19

	2019	2018	2017	2016	2015
Fund	9.18	3.58	-3.65	30.43	6.20
Stock Sector Average	7.84	-1.59	3.67	4.59	-1.64

Cumulative Performance to 30/09/20

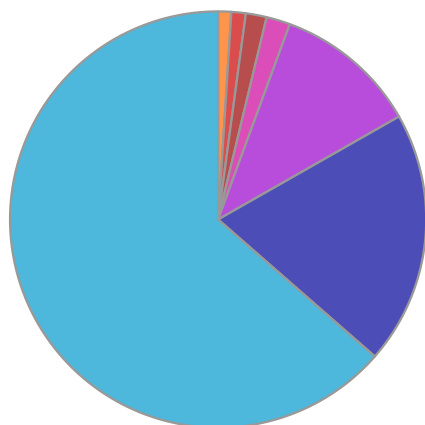
	1 Yr	2 Yrs	3 Yrs	4 Yrs	5 Yrs
Fund	-1.91	11.58	15.64	18.57	49.39
Stock Sector Average	3.35	10.72	9.80	11.40	18.33

Performance Analysis - Annualised 3 years

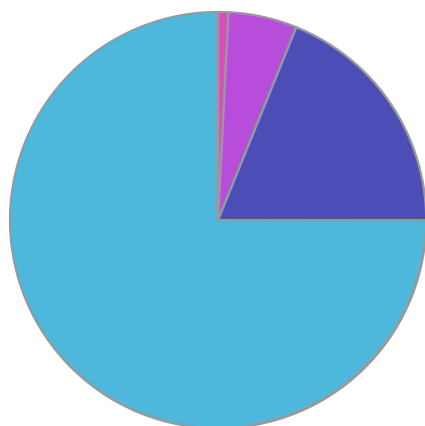
	Growth Rate %	Volatility	Alpha	Beta	Sharpe
Fund	4.96	10.27	0.91	1.39	0.14
Stock Sector Average	3.16	4.51	0.00	1.00	0.00

Federated Hermes **MIStgCr F D£**

Fund Composition



	(%)
North America	38.18
UK	11.81
Latin America	6.71
Emerging Asia	1.11
Money Market	0.97
Asia	0.67
Eastern Europe	0.61
Middle East/ Africa	-1.23
Europe	-7.59



	(%)
Global Fixed Interest	90.84
Alternative Investment Strategies	22.88
Global Fixed Interest	6.47
Money Market	0.97
Alternative Investment Strategies	-28.72
Alternative Investment Strategies	-41.19

Largest Holdings

Holdings	(%)
ABBVIE INC	3.34
GENERAL MOTORS CO	3.21
FORD MOTOR CREDIT CO LLC	3.17
BHP BILLITON PLC	2.98
TOLL BROS INC	2.82

Holdings	(%)
TELECOM ITALIA SPA(NEW)	2.80
KINDER MORGAN INC DELAWARE	2.76
LENNAR CORP	2.74
VIRGIN MEDIA INC	2.69
HCA HOLDINGS INC	2.57

* Data supplied by fund managers regarding fixed interests funds may not specify yield type. As the provision of redemption yield is an FCA regulatory requirement Novia assumes these are used.

Important Information

Performance details and yields are as at 30/09/2020. Performance figures are inclusive of net reinvested income. Source: FE. This document is designed only for professional investors and experienced advisers. The value of investments and the income gained may fluctuate. Investors may not get back the full amount invested. Past performance is not a guide to the future.