

HSBC S&P 500 GBP

Fund Information

Sector

Not Yet Assigned

Manager's Name

N/A

Date Manager Appointed

N/A

Launch Date

May 2010

Fund Size (£m)

£349.88

Yield* (See page2)

1.52 %

XD Dates

Jan 15, Jul 16

Last Distribution

15/01/15 (XD Date)

06/02/15 (Pay Date)

11.27(Distribution)

OCF

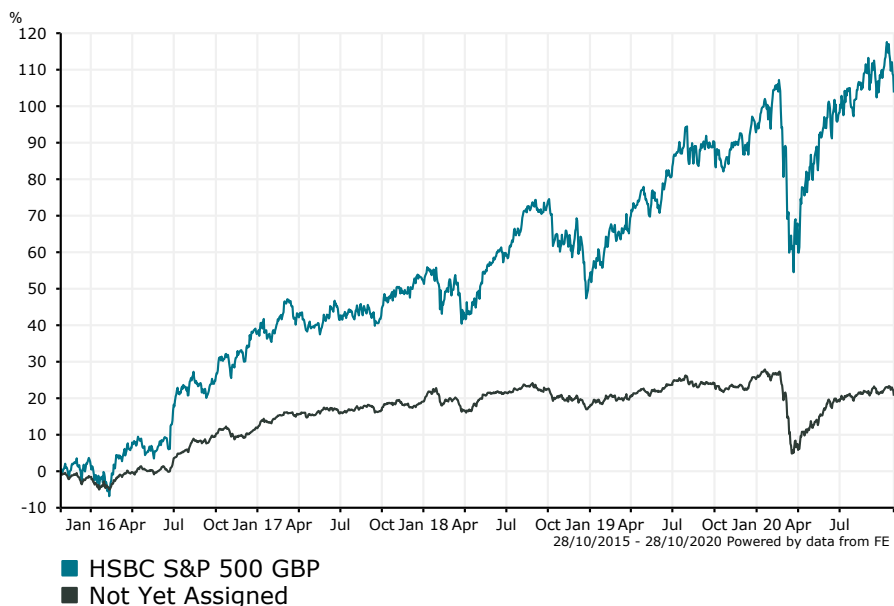
0.09 %

Fund Aim

There is currently no Investment Objective available for this Fund.

Sector: Not Yet Assigned

Performance


Morningstar Analyst Rating

N/A

FE Crown Rating

Discrete Performance - 12 months to 31/12/19

	2019	2018	2017	2016	2015
Fund	26.38	0.09	10.81	34.01	5.70
Stock Sector Average	6.52	-1.27	6.50	13.58	-5.07

Cumulative Performance to 30/09/20

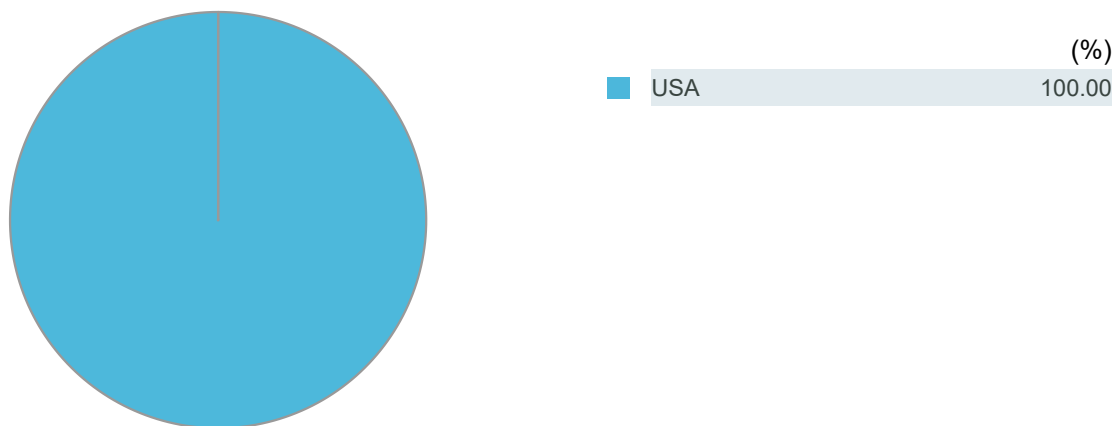
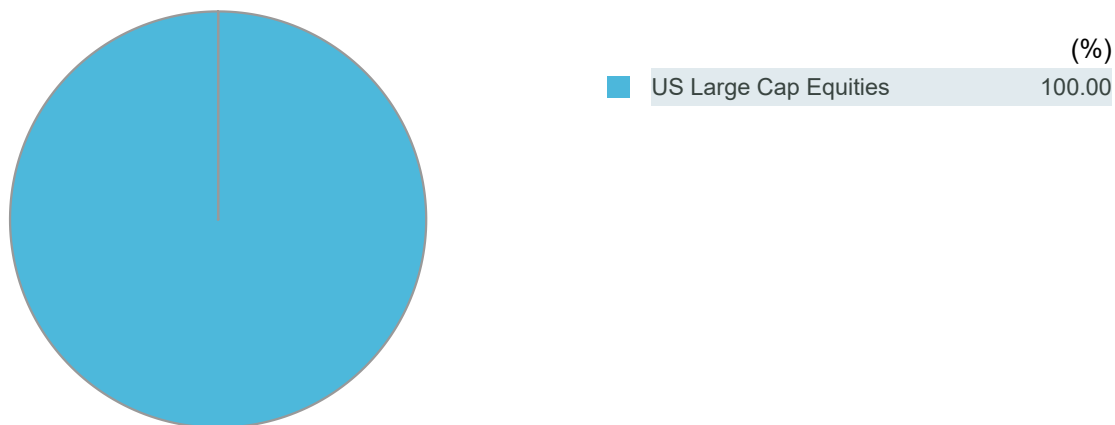
	1 Yr	2 Yrs	3 Yrs	4 Yrs	5 Yrs
Fund	9.84	20.89	46.58	67.67	124.94
Stock Sector Average	-2.01	-0.83	4.10	11.01	24.52

Performance Analysis - Annualised 3 years

	Growth Rate %	Volatility	Alpha	Beta	Sharpe
Fund	13.60	14.44	12.10	1.38	0.70
Stock Sector Average	1.35	8.57	0.00	1.00	0.00

HSBC S&P 500 GBP

Fund Composition



Largest Holdings

Holdings	(%)
HSBC S&P 500 GBP	100.00

* Data supplied by fund managers regarding fixed interests funds may not specify yield type. As the provision of redemption yield is an FCA regulatory requirement Novia assumes these are used.

Important Information

Performance details and yields are as at 30/09/2020. Performance figures are inclusive of net reinvested income. Source: FE. This document is designed only for professional investors and experienced advisers. The value of investments and the income gained may fluctuate. Investors may not get back the full amount invested. Past performance is not a guide to the future.