

Liontrust SF Caut Mngd 2 Inc

Fund Information

Sector

IA Mixed Investment 40-85% Shares

Manager's Name

 Simon Clements
 Peter Michaelis

Date Manager Appointed

Jul 2014

Launch Date

Jul 2014

Fund Size(£m)

£476.38

Yield* (See page2)

1.66 %

XD Dates

Aug 03, Feb 03

Last Distribution

 03/08/20 (XD Date)
 30/09/20 (Pay Date)
 1.18(Distribution)

OCF

0.90 %

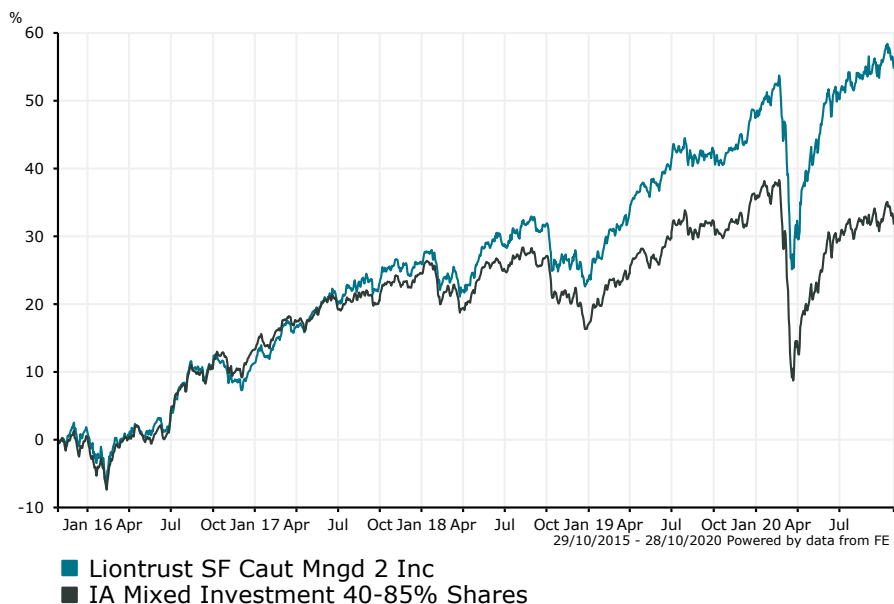
Fund Aim

The Fund aims for long-term growth and to produce some income. It will invest in a broad range of worldwide investments based on the fund manager's view of their long term return prospects.

Typically, 60% of the Net Asset Value of the Fund will be invested in global equities and 40% in bonds and cash. For full investment objective and policy details please refer to the Prospectus.

Sector: IA Mixed Investment 40-85% Shares

Performance



Morningstar Analyst Rating
 N/A

FE Crown Rating
 🏆🏆🏆🏆🏆

Discrete Performance - 12 months to 31/12/19

	2019	2018	2017	2016	2015
Fund	19.47	-2.24	13.44	9.65	4.87
Stock Sector Average	15.78	-6.11	9.98	12.87	2.66

Cumulative Performance to 30/09/20

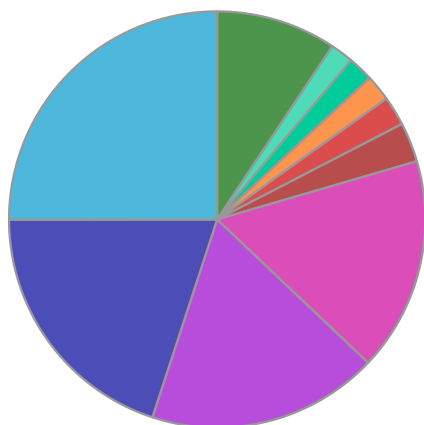
	1 Yr	2 Yrs	3 Yrs	4 Yrs	5 Yrs
Fund	8.76	17.85	26.28	40.58	60.65
Stock Sector Average	-0.19	4.00	9.56	19.52	37.92

Performance Analysis - Annualised 3 years

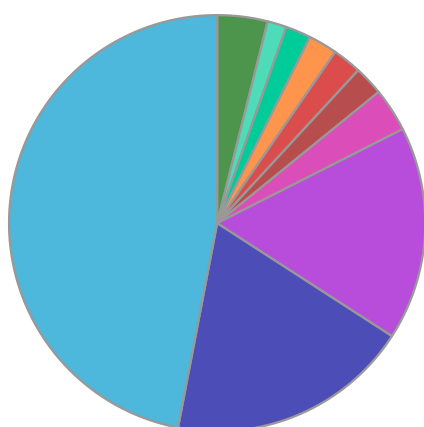
	Growth Rate %	Volatility	Alpha	Beta	Sharpe
Fund	8.09	9.51	5.27	0.85	0.48
Stock Sector Average	3.09	10.81	0.00	1.00	0.00

Liontrust **SF Caut Mngd 2 Inc**

Fund Composition



	(%)
UK Equities	25.02
UK Fixed Interest	19.94
US Equities	17.95
Money Market	16.60
Irish Equities	3.07
Japanese Equities	2.28
Others	2.03
French Fixed Interest	1.96
German Equities	1.80
Others	9.34



	(%)
UK	46.99
USA	18.88
Money Market	16.60
Ireland	3.39
Japan	2.28
Netherlands	2.25
Germany	2.25
France	1.96
Spain	1.49
Others	3.91

Largest Holdings

Holdings	(%)
HM TREASURY UNITED KINGDOM DMO 1.625% TREASURY GILT 22/10/28 GBP0.01	4.19
LIONTRUST SUSTAINABLE FUTURE CORPORATE BOND 3 INC	2.03
CRODA INTERNATIONAL PLC	1.43
3I GROUP PLC ORD	1.33
LONDON STOCK EXCHANGE GROUP	1.29

Holdings	(%)
INTERTEK GROUP	1.28
KINGSPAN GROUP	1.24
SMURFIT KAPPA GROUP PLC	1.19
ABCAM	1.17
COMPASS GROUP PLC	1.07

* Data supplied by fund managers regarding fixed interests funds may not specify yield type. As the provision of redemption yield is an FCA regulatory requirement Novia assumes these are used.

Important Information

Performance details and yields are as at 30/09/2020. Performance figures are inclusive of net reinvested income. Source: FE. This document is designed only for professional investors and experienced advisers. The value of investments and the income gained may fluctuate. Investors may not get back the full amount invested. Past performance is not a guide to the future.