

## Liontrust SF Dfnsv Mngd 2 Inc

### Fund Information

**Sector**

IA Mixed Investment 20-60% Shares

**Manager's Name**

 Simon Clements  
 Peter Michaelis

**Date Manager Appointed**

Jul 2014

**Launch Date**

Jul 2014

**Fund Size(£m)**

£587.64

**Yield\*** (See page2)

1.71 %

**XD Dates**

Aug 03, Feb 03

**Last Distribution**

03/08/20 (XD Date)

30/09/20 (Pay Date)

1.17(Distribution)

**OCF**

0.89 %

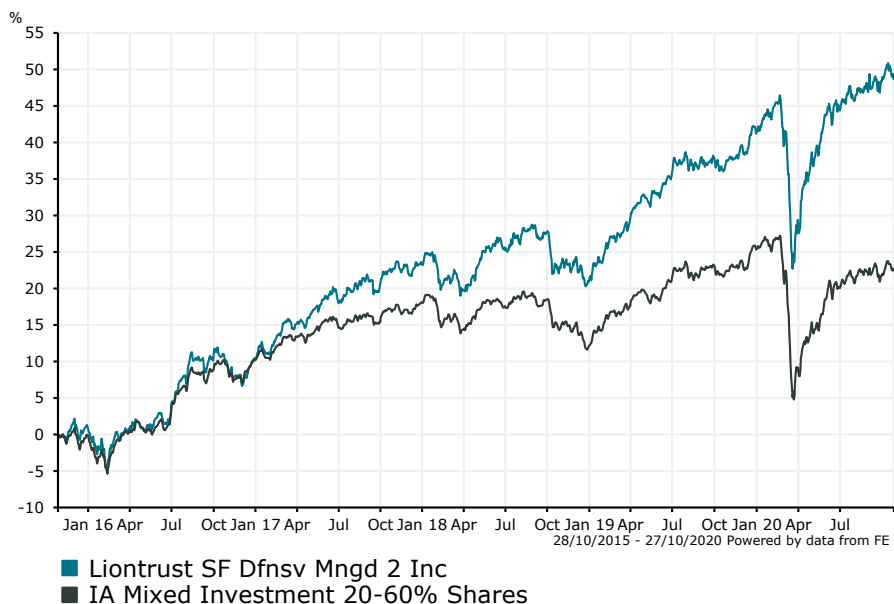
### Fund Aim

The Fund aims for long-term growth and to produce some income. It will invest in a broad range of worldwide investments based on the fund manager's view of their long term return prospects.

Typically, 45% of the Net Asset Value of the Fund will be invested in global equities and 55% in bonds and cash. For full investment objective and policy details please refer to the Prospectus.

**Sector:** IA Mixed Investment 20-60% Shares

### Performance


**Morningstar Analyst Rating**

N/A

**FE Crown Rating**

**Discrete Performance - 12 months to 31/12/19**

	2019	2018	2017	2016	2015
Fund	16.80	-2.19	11.86	9.25	3.72
Stock Sector Average	11.84	-5.10	7.16	10.32	1.21

**Cumulative Performance to 30/09/20**

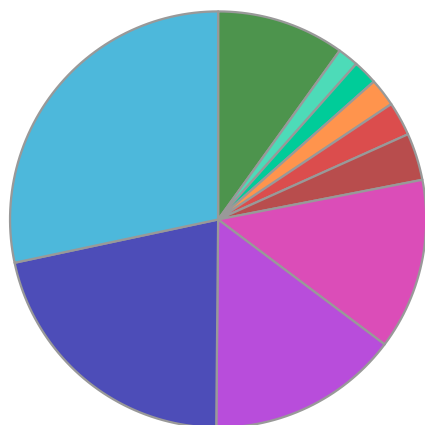
	1 Yr	2 Yrs	3 Yrs	4 Yrs	5 Yrs
Fund	7.52	16.17	23.36	34.75	52.22
Stock Sector Average	-1.19	2.77	5.45	11.94	25.49

**Performance Analysis - Annualised 3 years**

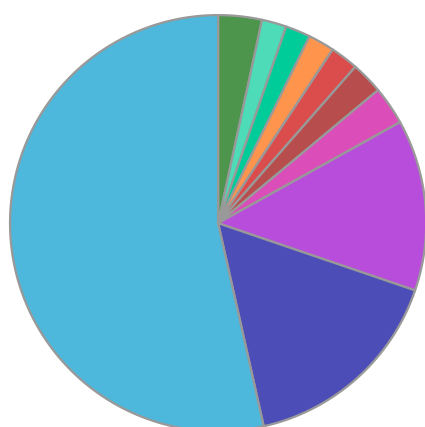
	Growth Rate %	Volatility	Alpha	Beta	Sharpe
Fund	7.25	8.06	5.54	0.91	0.47
Stock Sector Average	1.78	8.49	0.00	1.00	0.00

Liontrust **SF Dfnsv Mngd 2 Inc**

**Fund Composition**



	(%)
UK Fixed Interest	28.33
UK Equities	21.52
US Equities	14.90
Money Market	13.30
Others	3.66
Irish Equities	2.64
French Fixed Interest	2.18
Japanese Equities	1.91
Dutch Fixed Interest	1.62
Others	9.93



	(%)
UK	53.51
USA	16.25
Money Market	13.30
Ireland	2.98
Netherlands	2.49
France	2.18
Germany	2.04
Spain	1.94
Japan	1.91
Others	3.39

**Largest Holdings**

Holdings	(%)
HM TREASURY UNITED KINGDOM DMO 1.625% TREASURY GILT 22/10/28 GBP0.01	8.28
LIONTRUST SUSTAINABLE FUTURE CORPORATE BOND 3 INC	3.66
HM TREASURY UNITED KINGDOM DMO 3.75% GILT 07/09/21 GBP	1.72
KINGSPAN GROUP	1.13
CRODA INTERNATIONAL PLC	1.10

Holdings	(%)
LONDON STOCK EXCHANGE GROUP	1.06
3I GROUP PLC ORD	1.05
INTERTEK GROUP	1.03
SMURFIT KAPPA GROUP PLC	0.99
ABCAM	0.94

\* Data supplied by fund managers regarding fixed interests funds may not specify yield type. As the provision of redemption yield is an FCA regulatory requirement Novia assumes these are used.

**Important Information**

Performance details and yields are as at 30/09/2020. Performance figures are inclusive of net reinvested income. Source: FE. This document is designed only for professional investors and experienced advisers. The value of investments and the income gained may fluctuate. Investors may not get back the full amount invested. Past performance is not a guide to the future.