

L&G US EInfr MLP UCITs ETF £

Fund Information

Sector

Commodity & Energy

Manager's Name

N/A

Date Manager Appointed

N/A

Launch Date

May 2014

Fund Size(£m)

£12.72

Yield* (See page2)

0.00 %

XD Dates

Sep 17, Jun 11, Mar 12, Dec 12

Last Distribution

17/09/20 (XD Date)

30/09/20 (Pay Date)

0.11(Distribution)

OCF

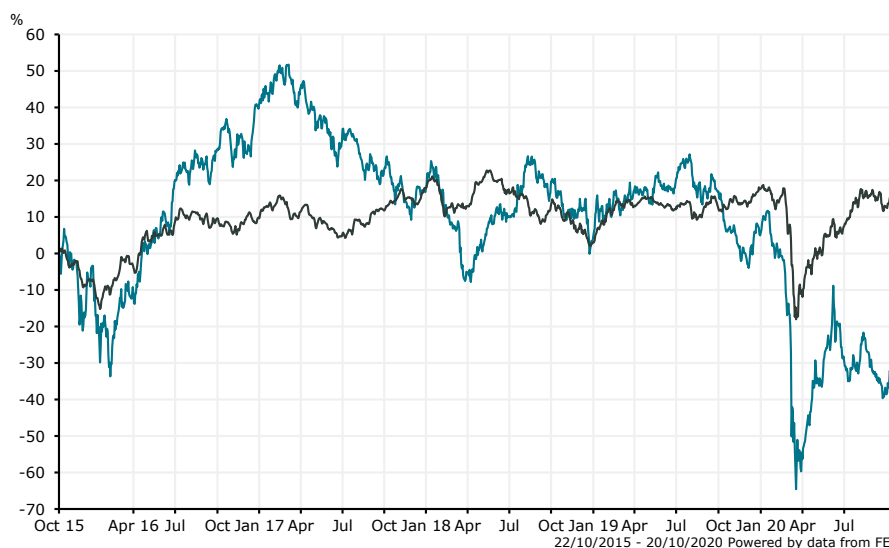
0.27 %

Fund Aim

The L&G US Energy Infrastructure MLP UCITS ETF (the "ETF") aims to track the performance of the Solactive US Energy Infrastructure MLP Index (the "Index").

Sector: Commodity & Energy

Performance



■ L&G US EInfr MLP UCITs ETF £
 ■ Commodity & Energy

Morningstar Analyst Rating
 N/A

FE Crown Rating

Discrete Performance - 12 months to 31/12/19

	2019	2018	2017	2016	2015
Fund	1.17	-11.18	-16.37	45.52	-28.88
Stock Sector Average	14.36	-12.72	7.31	18.68	-22.30

Cumulative Performance to 30/09/20

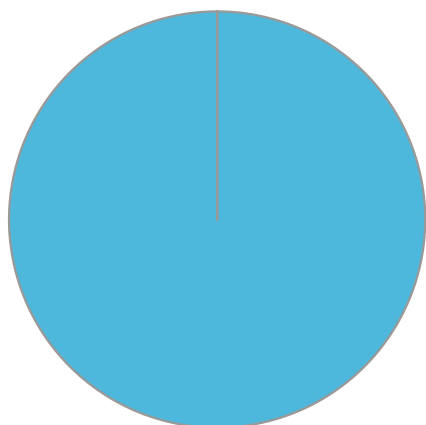
	1 Yr	2 Yrs	3 Yrs	4 Yrs	5 Yrs
Fund	-47.41	-47.30	-49.43	-52.02	-33.83
Stock Sector Average	-0.06	0.65	0.85	3.04	19.05

Performance Analysis - Annualised 3 years

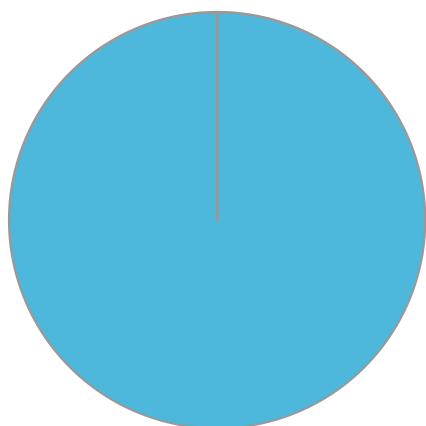
	Growth Rate %	Volatility	Alpha	Beta	Sharpe
Fund	-20.33	45.03	-14.33	2.28	-0.11
Stock Sector Average	0.28	15.40	0.00	1.00	0.00

L&G US Elnfr MLP UCITs ETF £

Fund Composition



	(%)
Commodity & Energy	100.00



	(%)
USA	100.00

Largest Holdings

Holdings	(%)
WESTERN MIDSTREAM PARTNERS LP	10.60
PLAINS ALL AMERICAN PIPELINE	10.40
NUSTAR ENERGY LP	9.70
MPLX	9.60
DCP MIDSTREAM	5.40

Holdings	(%)
NOBLE MIDSTREAM PARTNERS LP	5.20
CHENIERE ENERGY INC	5.10
PHILLIPS 66 PARTNERS LP	5.10
CRESTWOOD EQUITY PARTNERS LP	5.10
ENTERPRISE PRODUCTS PARTNERS LP	5.00

* Data supplied by fund managers regarding fixed interests funds may not specify yield type. As the provision of redemption yield is an FCA regulatory requirement Novia assumes these are used.

Important Information

Performance details and yields are as at 30/09/2020. Performance figures are inclusive of net reinvested income. Source: FE. This document is designed only for professional investors and experienced advisers. The value of investments and the income gained may fluctuate. Investors may not get back the full amount invested. Past performance is not a guide to the future.