

Architas Divfd Real Assets A Acc

Fund Information

Sector

IA Specialist

Manager's Name

 Mayank Markanday
 Shayam Ratnasingam

Date Manager Appointed

Nov 2017

Launch Date

Aug 2014

Fund Size (£m)

£304.77

Yield* (See page2)

3.03 %

XD Dates

Jul 01, Jan 02

Last Distribution

01/07/20 (XD Date)

28/08/20 (Pay Date)

1.63(Distribution)

OCF

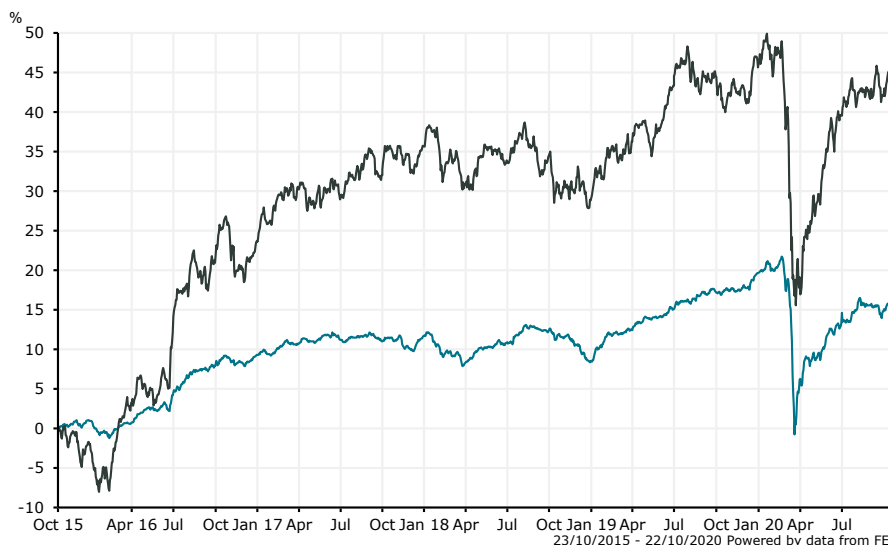
0.98 %

Fund Aim

The aim of the Fund is to increase the value of your investment by investing in a diverse range of assets. The Fund aims to maintain a value at least equal to 80 per cent of the highest price reached for each share (exclusive of charges, dilution levy and taxes) since inception of the Fund (the protection floor).

Sector: IA Specialist

Performance



■ Architas Divfd Real Assets A Acc
 ■ IA Specialist

Morningstar Analyst Rating

N/A

FE Crown Rating


Discrete Performance - 12 months to 31/12/19

	2019	2018	2017	2016	2015
Fund	10.23	-2.80	2.17	8.27	3.00
Stock Sector Average	13.04	-5.05	9.73	26.17	-5.66

Cumulative Performance to 30/09/20

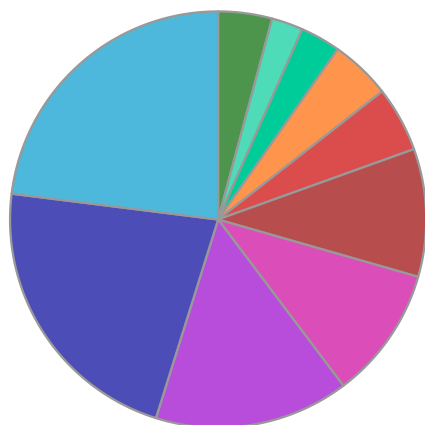
	1 Yr	2 Yrs	3 Yrs	4 Yrs	5 Yrs
Fund	-2.02	2.37	3.50	6.51	16.22
Stock Sector Average	-1.74	5.71	7.58	17.45	48.67

Performance Analysis - Annualised 3 years

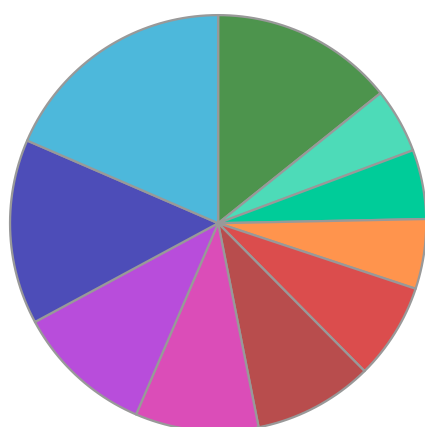
	Growth Rate %	Volatility	Alpha	Beta	Sharpe
Fund	1.15	7.09	-0.28	0.53	0.00
Stock Sector Average	2.46	11.94	0.00	1.00	0.00

Architas Divfd Real Assets A Acc

Fund Composition



	(%)
Global Corporate Fixed Interest	23.02
Property	22.15
Others	15.11
Global Index Linked	10.28
Commodity & Energy	9.93
Others	5.06
Property	4.71
International Equities	3.11
Money Market	2.45
Others	4.18



	(%)
Property	18.50
Asset/Mortgage-Backed Securities	14.37
Infrastructure	10.68
Debt	9.57
Commodity & Energy	9.30
Index Linked	7.48
Mortgage & Secured Bonds	5.42
Alternative & Renewable Energy	5.38
Others	5.05
Others	14.25

Largest Holdings

Holdings	(%)
INSIGHT HIGH GRADE ABS F GBP	11.65
XTRACKERS II GLOBAL INFLATION-LINKED BOND UCITS ETF 3D HEDGED GBP	10.09
ISHARES IV PLC	7.70
ISHARES PHYSICAL GOLD ETC GBP	7.37
AXA WORLD FUNDS GLOBAL FLEXIBLE PROPERTY I HEDGED CAP GBP	6.47

Holdings	(%)
TWENTYFOUR MONUMENT BOND L INC GBP	3.24
LEGG MASON RARE INFRASTRUC	3.21
INTERNATIONAL PUBLIC PARTNERSHIP	3.08
FIRST SENTIER GLOBAL LISTED INFRASTRUCTURE B HEDGED INC GBP	3.05
GCP INFRASTRUCTURE INVESTMENTS LD ORD 1P	2.95

* Data supplied by fund managers regarding fixed interests funds may not specify yield type. As the provision of redemption yield is an FCA regulatory requirement Novia assumes these are used.

Important Information

Performance details and yields are as at 30/09/2020. Performance figures are inclusive of net reinvested income. Source: FE. This document is designed only for professional investors and experienced advisers. The value of investments and the income gained may fluctuate. Investors may not get back the full amount invested. Past performance is not a guide to the future.