

New Capital US Growth A£

Fund Information

Sector

Equity - USA

Manager's Name

Joel Rubenstein

Date Manager Appointed

Jul 2010

Launch Date

Jul 2010

Fund Size (£m)

£243.43

Yield* (See page2)

1.02 %

XD Dates

N/A

Last Distribution

N/A (XD Date)

N/A (Pay Date)

N/A(Distribution)

OCF

0.88 %

Fund Aim


The investment objective is to provide capital appreciation, primarily through actively investing in high quality US mid and large cap stocks that exhibit strong growth trends yet are trading at low relative valuation.

Sector: Equity - USA

Performance



Morningstar Analyst Rating
N/A

FE Crown Rating


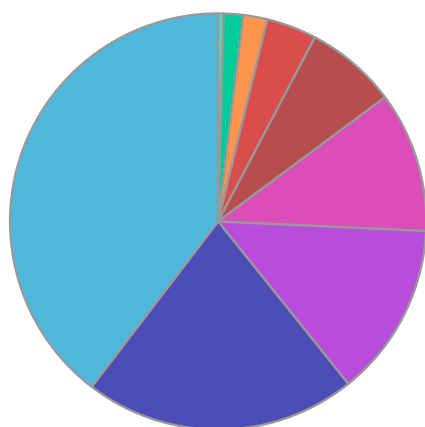
Discrete Performance - 12 months to 31/12/19					
	2019	2018	2017	2016	2015
Fund	30.04	-9.62	26.38	-1.17	5.34
Stock Sector Average	27.26	-6.52	16.78	8.86	-1.57

Cumulative Performance to 30/09/20					
	1 Yr	2 Yrs	3 Yrs	4 Yrs	5 Yrs
Fund	38.75	28.91	57.46	91.45	96.09
Stock Sector Average	11.57	13.41	30.77	51.19	66.98

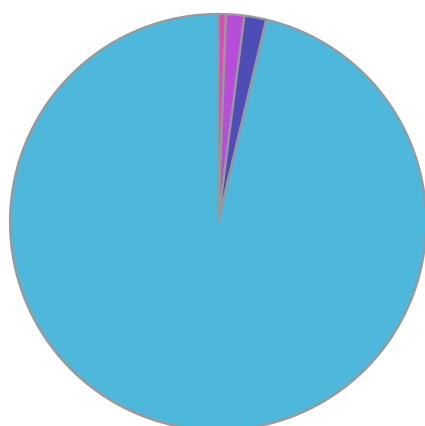
Performance Analysis - Annualised 3 years					
	Growth Rate %	Volatility	Alpha	Beta	Sharpe
Fund	16.34	20.25	5.94	1.09	0.63
Stock Sector Average	9.36	17.54	0.00	1.00	0.33

New Capital **US Growth A£**

Fund Composition



	(%)
Information Technology	39.61
Consumer Discretionary	21.15
Health Care	13.51
Communications	10.92
Industrials	7.11
Financials	3.89
Materials	1.86
Consumer Staples	1.53
Money Market	0.42



	(%)
US Equities	96.29
Canadian Equities	1.70
Dutch Equities	1.41
Money Market	0.61

Largest Holdings

Holdings	(%)
APPLE INC	9.64
AMAZON.COM INC	8.94
ALPHABET INC	5.35
FACEBOOK INC	5.11
VISA INC	4.38

Holdings	(%)
TESLA INC	3.06
NVIDIA CORP	3.06
SALESFORCE.COM INC	2.58
ADOBE INC	2.57
HOME DEPOT INC	2.39

* Data supplied by fund managers regarding fixed interests funds may not specify yield type. As the provision of redemption yield is an FCA regulatory requirement Novia assumes these are used.

Important Information

Performance details and yields are as at 30/09/2020. Performance figures are inclusive of net reinvested income. Source: FE. This document is designed only for professional investors and experienced advisers. The value of investments and the income gained may fluctuate. Investors may not get back the full amount invested. Past performance is not a guide to the future.