

## T. Rowe Price Asn Opps Eq Q GBP

### Fund Information

**Sector**

Equity - Asia Pacific ex Japan

**Manager's Name**

Eric C. Moffett

**Date Manager Appointed**

May 2014

**Launch Date**

May 2014

**Fund Size (£m)**

£221.08

**Yield\*** (See page2)

0.00 %

**XD Dates**

N/A

**Last Distribution**

N/A (XD Date)

N/A (Pay Date)

N/A(Distribution)

**OCF**

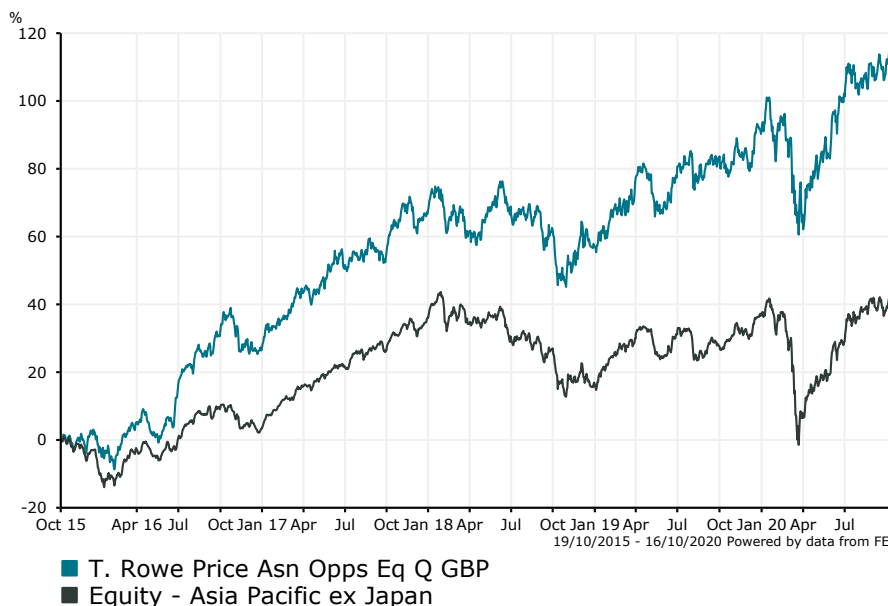
0.92 %

### Fund Aim

To increase the value of its shares over the long term through growth in the value of its investments

**Sector:** Equity - Asia Pacific ex Japan

### Performance



#### Discrete Performance - 12 months to 31/12/19

	2019	2018	2017	2016	2015
Fund	20.95	-5.63	31.90	23.46	3.36
Stock Sector Average	16.87	-14.04	31.56	6.44	-6.76

#### Cumulative Performance to 30/09/20

	1 Yr	2 Yrs	3 Yrs	4 Yrs	5 Yrs
Fund	15.77	29.81	36.90	61.61	123.38
Stock Sector Average	8.47	9.15	9.58	27.07	49.53

#### Performance Analysis - Annualised 3 years

	Growth Rate %	Volatility	Alpha	Beta	Sharpe
Fund	11.04	15.21	8.38	0.80	0.50
Stock Sector Average	3.10	16.53	0.00	1.00	0.00

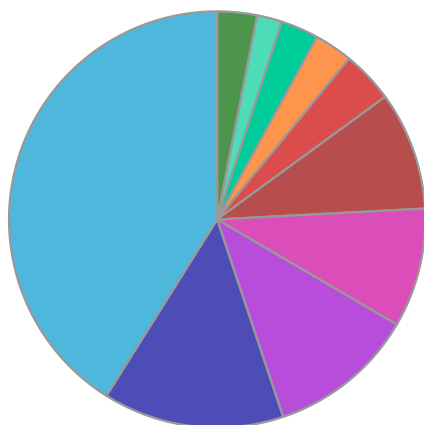
**Morningstar Analyst Rating**

N/A

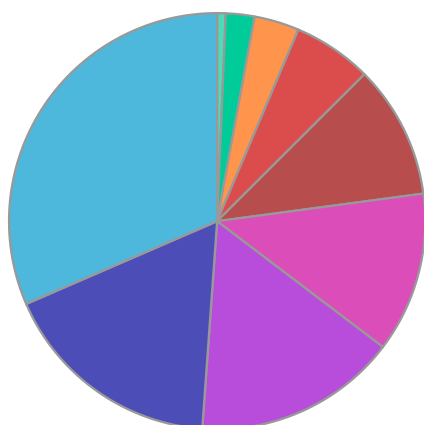
**FE Crown Rating**


T. Rowe Price **Asn Opps Eq Q GBP**

**Fund Composition**



	(%)
China	41.07
Hong Kong	14.06
Taiwan	11.44
India	9.26
Korea	9.20
Philippines	4.03
Singapore	2.96
Australia	2.93
Netherlands	1.95
Others	3.09



	(%)
Consumer Discretionary	31.51
Financials	17.35
Information Technology	15.81
Consumer Staples	12.45
Communications	10.36
Services	6.14
Real Estate	3.49
Materials	2.23
Money Market	0.66

**Largest Holdings**

Holdings	(%)
ALIBABA GROUP HLDG LTD	8.80
TENCENT HLDGS LTD	7.90
TAIWAN SEMICONDUCTOR MANUFACTURING	5.36
YUM CHINA HLDGS INC	5.07
SAMSUNG ELECTRONICS CO	4.89

Holdings	(%)
AIA GROUP LTD	3.97
CHINA YONGDA AUTOMOBILES SER	3.59
TREASURY WINE ESTATES LTD NPV	3.48
KOTAK MAHINDRA BANK	2.94
CHAILEASE HLDG CO LTD	2.93

\* Data supplied by fund managers regarding fixed interests funds may not specify yield type. As the provision of redemption yield is an FCA regulatory requirement Novia assumes these are used.

**Important Information**

Performance details and yields are as at 30/09/2020. Performance figures are inclusive of net reinvested income. Source: FE. This document is designed only for professional investors and experienced advisers. The value of investments and the income gained may fluctuate. Investors may not get back the full amount invested. Past performance is not a guide to the future.