

Invesco MSCI World UCITS ETF £
Fund Information
Sector

Equity - Global

Manager's Name

N/A

Date Manager Appointed

N/A

Launch Date

Jun 2014

Fund Size(£m)

£2186.82

Yield* (See page2)

0.00 %

XD Dates

N/A

Last Distribution

N/A (XD Date)

N/A (Pay Date)

N/A(Distribution)

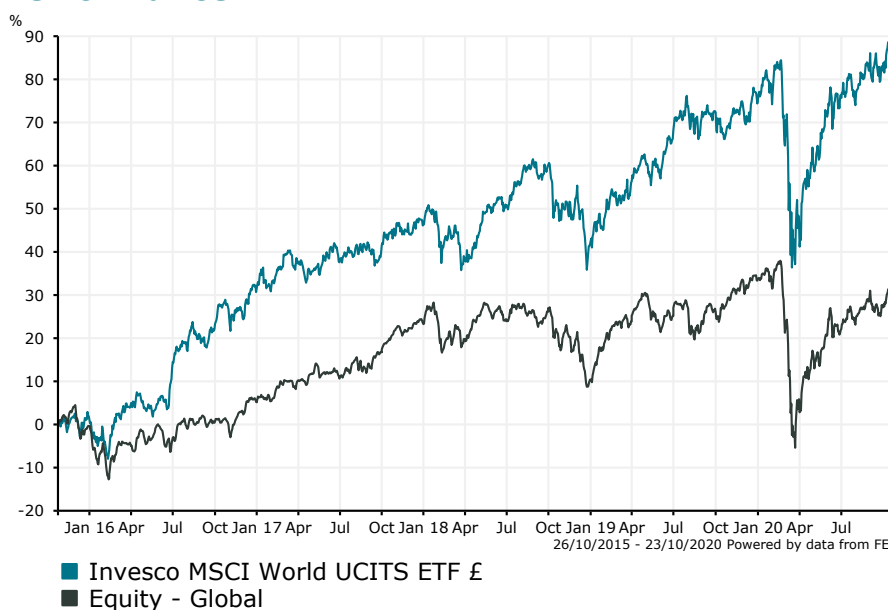
OCF

0.19 %

Fund Aim

The investment objective of the Fund is to achieve the Target Performance (which is the net total return performance of the Reference Index (being the MSCI World) (less fees, expenses and transaction costs)). The Fund does not intend to make dividend payments. The Reference Index is a free float adjusted market capitalisation weighted index that is designed to measure the performance of the global equities market.

Sector: Equity - Global

Performance

Morningstar Analyst Rating

N/A

FE Crown Rating
Discrete Performance - 12 months to 31/12/19

	2019	2018	2017	2016	2015
Fund	22.98	-2.95	11.82	28.24	4.72
Stock Sector Average	20.78	-10.65	17.36	5.70	-2.63

Cumulative Performance to 30/09/20

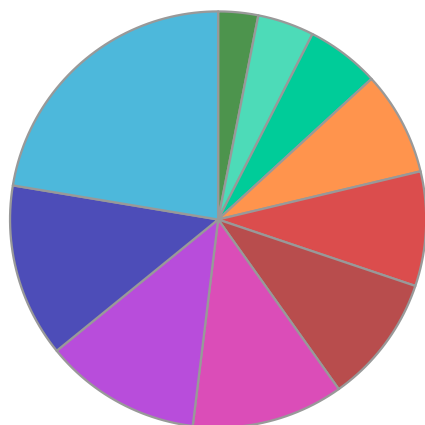
	1 Yr	2 Yrs	3 Yrs	4 Yrs	5 Yrs
Fund	5.43	13.80	30.32	49.13	93.58
Stock Sector Average	0.23	0.79	8.84	26.66	36.21

Performance Analysis - Annualised 3 years

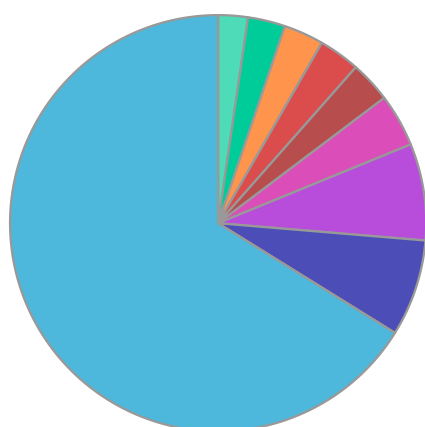
	Growth Rate %	Volatility	Alpha	Beta	Sharpe
Fund	9.23	13.88	6.86	0.79	0.41
Stock Sector Average	2.87	15.33	0.00	1.00	0.00

Invesco MSCI World UCITS ETF £

Fund Composition



	(%)
Information Technology	22.40
Health Care	13.50
Financials	12.20
Consumer Discretionary	11.80
Industrials	10.00
Communications	8.90
Consumer Staples	8.10
Others	5.70
Materials	4.40
Utilities	3.10



	(%)
US Equities	66.10
International Equities	7.50
Japanese Equities	7.50
UK Equities	4.10
French Equities	3.20
Swiss Equities	3.20
Canadian Equities	3.10
German Equities	2.90
Australian Equities	2.30

Largest Holdings

Holdings	(%)
APPLE INC	4.80
MICROSOFT CORP	3.48
AMAZON.COM INC	3.14
FACEBOOK INC	1.51
ALPHABET INC	1.06

Holdings	(%)
ALPHABET INC	1.05
JOHNSON & JOHNSON	0.87
TESLA INC	0.79
NESTLE SA	0.77
VISA INC	0.77

* Data supplied by fund managers regarding fixed interests funds may not specify yield type. As the provision of redemption yield is an FCA regulatory requirement Novia assumes these are used.

Important Information

Performance details and yields are as at 30/09/2020. Performance figures are inclusive of net reinvested income. Source: FE. This document is designed only for professional investors and experienced advisers. The value of investments and the income gained may fluctuate. Investors may not get back the full amount invested. Past performance is not a guide to the future.