

**T. Rowe Price Fntr Mkts Eq Q GBP £**
**Fund Information**

**Sector**  
Equity - Emerging Markets

**Manager's Name**  
Oliver Bell  
Johannes Loefstrand

**Date Manager Appointed**  
Jun 2014

**Launch Date**  
Jun 2014

**Fund Size(£m)**  
£116.72

**Yield\*** (See page2)  
0.00 %

**XD Dates**  
N/A

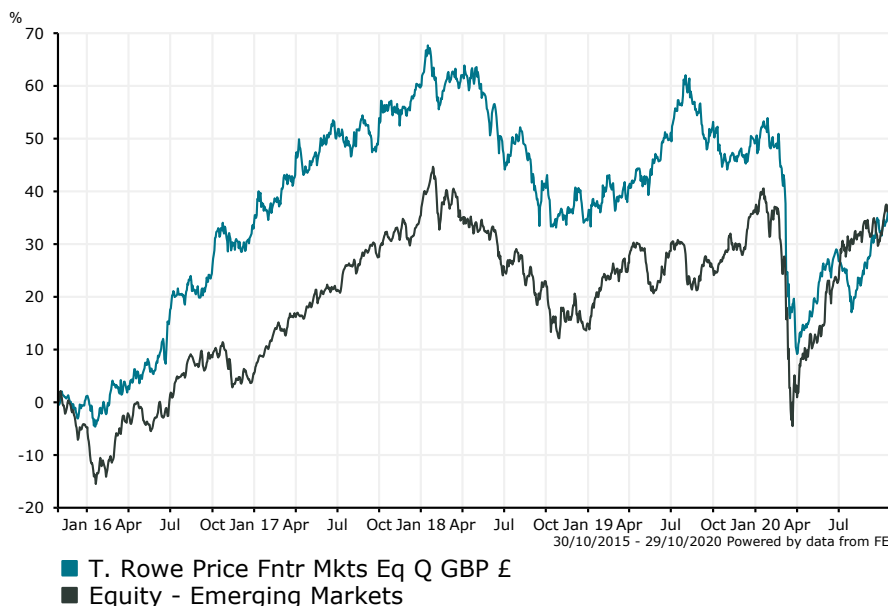
**Last Distribution**  
N/A (XD Date)  
N/A (Pay Date)  
N/A(Distribution)

**OCF**  
1.27 %

**Fund Aim**

To increase the value of its shares over the long term through growth in the value of its investments

**Sector:** Equity - Emerging Markets

**Performance**

**Discrete Performance - 12 months to 31/12/19**

	2019	2018	2017	2016	2015
Fund	10.86	-15.79	20.12	31.43	-7.44
Stock Sector Average	18.29	-15.11	28.42	10.70	-14.35

**Cumulative Performance to 30/09/20**

	1 Yr	2 Yrs	3 Yrs	4 Yrs	5 Yrs
Fund	-13.05	-6.27	-12.16	6.37	36.23
Stock Sector Average	4.76	6.97	3.13	21.23	39.59

**Performance Analysis - Annualised 3 years**

	Growth Rate %	Volatility	Alpha	Beta	Sharpe
Fund	-4.23	18.95	-4.07	0.69	-0.01
Stock Sector Average	1.03	17.23	0.00	1.00	0.00

**Morningstar Analyst Rating**

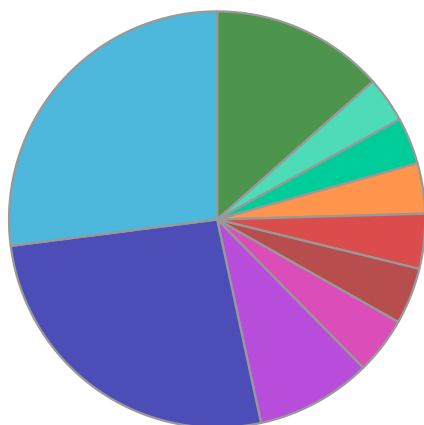
Neutral

**FE Crown Rating**

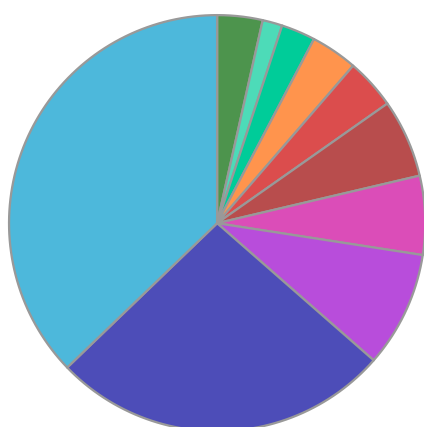


T. Rowe Price **Fntr Mkts Eq Q GBP £**

### Fund Composition



	(%)
Vietnam	27.02
Kuwait	26.36
Morocco	9.00
Romania	4.42
Kenya	4.38
Bangladesh	4.26
Kazakhstan	3.91
UK	3.63
Sri Lanka	3.55
Others	13.46



	(%)
Asia Pacific Emerging Equities	37.20
Kuwaiti Equities	26.36
Moroccan Equity	9.00
African Equity	6.12
European Emerging Equities	6.08
Kazakhstani Equities	3.91
UK Equities	3.63
Egyptian Equity	2.65
Saudi Arabian Equities	1.54
Others	3.52

### Largest Holdings

Holdings	(%)
NATIONAL BANK OF KUWAIT	9.59
KUWAIT FINANCE HOUSE	9.47
MOBILE WORLD INVESTMENT CORP	5.45
MILITARY COMMERCIAL JOINT STOCK B	5.41
FPT CORP	4.30

Holdings	(%)
ATTIJARIWAFI BANK	3.91
ASIA COMMERCIAL BANK	3.74
BANCA TRANSILVANIA CLUJ	3.54
SAFARICOM LTD	3.50
LABEL VIE SA	3.33

\* Data supplied by fund managers regarding fixed interests funds may not specify yield type. As the provision of redemption yield is an FCA regulatory requirement Novia assumes these are used.

### Important Information

Performance details and yields are as at 30/09/2020. Performance figures are inclusive of net reinvested income. Source: FE. This document is designed only for professional investors and experienced advisers. The value of investments and the income gained may fluctuate. Investors may not get back the full amount invested. Past performance is not a guide to the future.