

Threadneedle Gbl MI Ass Inc ZNA £

Fund Information

Sector

IA Mixed Investment 20-60% Shares

Manager's Name

Toby Nangle

Date Manager Appointed

Jul 2014

Launch Date

Jul 2014

Fund Size(£m)

£83.07

Yield* (See page2)

3.00 %

XD Dates

Aug 26, May 26, Feb 26, Nov 26

Last Distribution

26/08/20 (XD Date)

23/10/20 (Pay Date)

0.65(Distribution)

OCF

0.88 %

Morningstar Analyst Rating

N/A

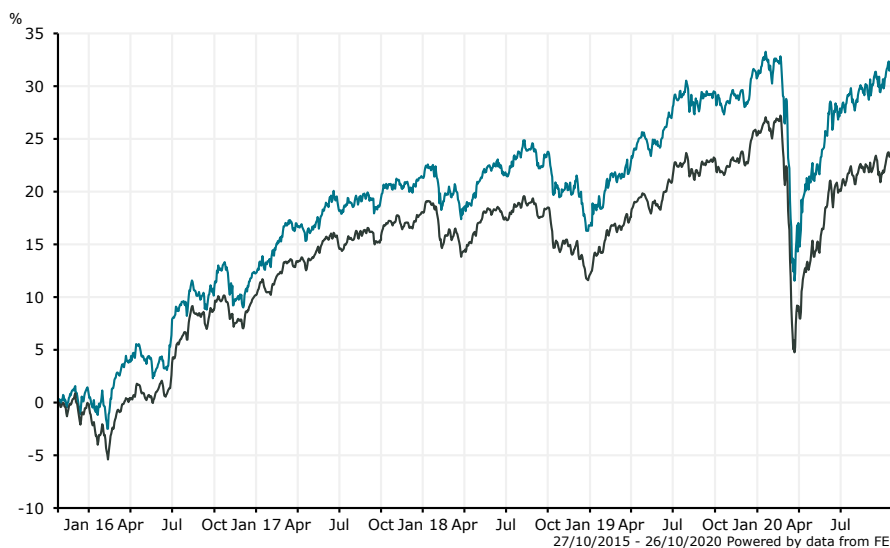
FE Crown Rating


Fund Aim

The aim of the Fund is to provide income with the potential to grow the amount you invested over the medium to long term. The Fund will invest at least two-thirds of its assets so as to gain global exposure to company shares, bonds (which are similar to a loan and pay a fixed or variable interest rate) and property. The amount of the Fund that is invested in the different asset types will vary over time as the Fund seeks to achieve its aim. The Fund will invest in shares and bonds indirectly through regulated and unregulated funds. The Fund may also invest in these assets directly or indirectly by using derivatives. Derivatives are sophisticated investment instruments linked to the rise and fall of the price of other assets. The Fund's exposure to commodities and property will be gained indirectly through other funds, related securities, or by using derivatives. Commodities are physical materials such as oil, agricultural products, and metals.

Sector: IA Mixed Investment 20-60% Shares

Performance



■ Threadneedle Gbl MI Ass Inc ZNA £
 ■ IA Mixed Investment 20-60% Shares

Discrete Performance - 12 months to 31/12/19

	2019	2018	2017	2016	2015
Fund	11.97	-3.78	8.12	10.96	5.52
Stock Sector Average	11.84	-5.10	7.16	10.32	1.21

Cumulative Performance to 30/09/20

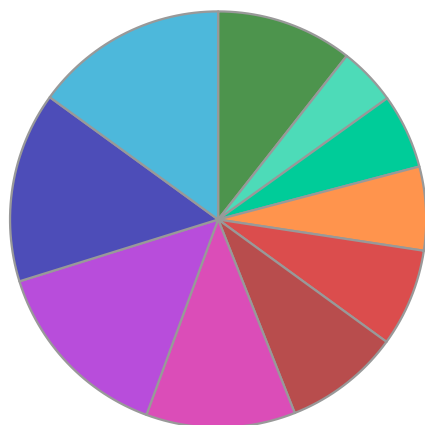
	1 Yr	2 Yrs	3 Yrs	4 Yrs	5 Yrs
Fund	0.37	5.12	9.12	17.96	33.91
Stock Sector Average	-1.19	2.77	5.45	11.94	25.49

Performance Analysis - Annualised 3 years

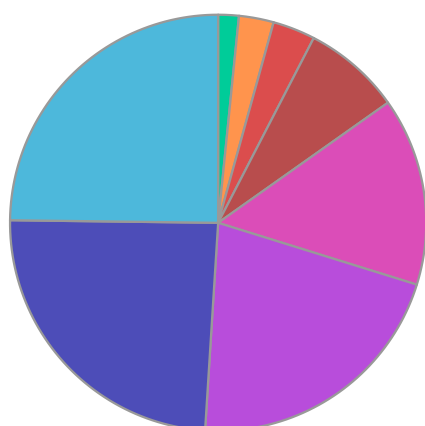
	Growth Rate %	Volatility	Alpha	Beta	Sharpe
Fund	2.95	7.46	1.37	0.86	0.00
Stock Sector Average	1.78	8.49	0.00	1.00	0.00

Threadneedle Gbl MI Ass Inc ZNA £

Fund Composition



	(%)
Global High Yield Fixed Interest	15.00
Global Investment Grade Fixed Interest	14.80
North American Equities	14.60
Property	11.60
International Equities	9.00
Global Emerging Market Equities	7.60
Global Emerging Market Fixed Interest	6.50
Global Emerging Market Fixed Interest	5.80
UK Equities	4.50
Others	10.60



	(%)
UK	24.80
International	24.20
Not Specified	21.20
North America	14.60
Far East ex Japan	7.60
Europe ex UK	3.30
Money Market	2.70
Japan	1.60

Largest Holdings

Holdings	(%)
THREADNEEDLE US EQUITY INCOME FUND	14.60
THREADNEEDLE UK PROPERTY AUTHORISED INVESTMENT FUND	11.20
THREADNEEDLE (LUX) SICAV - EUROPEAN SHORT-TERM HIGH YIELD BOND -IGC- DISTRIBUTION	10.00
THREADNEEDLE GLOBAL EQUITY INCOME FUND	9.00
THREADNEEDLE STERLING SHORT-DATED CORPORATE BOND FUND	8.90

Holdings	(%)
THREADNEEDLE (LUX) SICAV - ASIAN EQUITY INCOME -XUP- DISTRIBUTION	7.60
THREADNEEDLE STERLING CORPORATE BOND FUND	5.90
THREADNEEDLE HIGH YIELD BOND FUND	5.10
THREADNEEDLE (LUX) SICAV - GLOBAL EMERGING MARKET SHORT-TERM BONDS -XUP- DISTRIBUTION	4.70
THREADNEEDLE UK EQUITY INCOME FUND	4.50

* Data supplied by fund managers regarding fixed interests funds may not specify yield type. As the provision of redemption yield is an FCA regulatory requirement Novia assumes these are used.

Important Information

Performance details and yields are as at 30/09/2020. Performance figures are inclusive of net reinvested income. Source: FE. This document is designed only for professional investors and experienced advisers. The value of investments and the income gained may fluctuate. Investors may not get back the full amount invested. Past performance is not a guide to the future.