

iShares OseaCorBdIndx(UK) D I

Fund Information

Sector

IA Global Bonds

Manager's Name

Darren Wills

Date Manager Appointed

Jan 2011

Launch Date

Jul 2014

Fund Size(£m)

£2887.96

Yield* (See page2)

2.43 %

XD Dates

Sep 01, Mar 02, Feb 28

Last Distribution

01/09/20 (XD Date)

30/10/20 (Pay Date)

1.86(Distribution)

OCF

0.12 %

Morningstar Analyst Rating

Negative

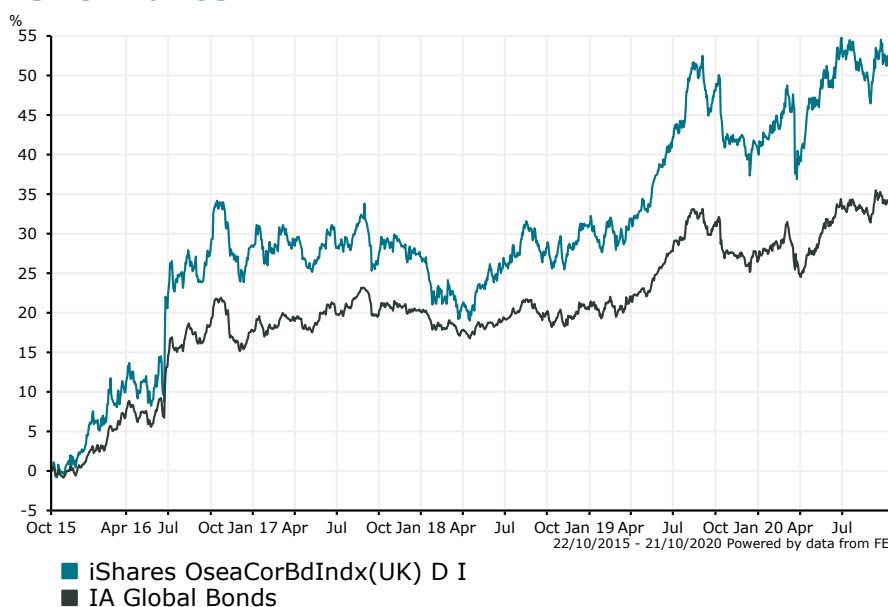
FE Crown Rating

Fund Aim

The Fund aims to provide a return on your investment (generated through an increase in the value of the assets held by the Fund and/or income received from those assets) by tracking closely the performance of the Bloomberg Barclays Global Aggregate Corporate ex GBP Index, the Fund's benchmark index. The Fund is passively managed and the investment adviser has discretion to select the Fund's investments and in doing so may take into consideration the Benchmark Index. The Fund invests in fixed income securities (such as bonds) that make up the benchmark index and, at the time of purchase, comply with the credit rating requirements of the benchmark index. The Fund's benchmark index measures the performance of fixed income securities issued by companies in global markets, excluding issues denominated in Pounds Sterling. The fixed income securities will pay income according to a fixed rate of interest and will be investment grade (i.e. meet a specified level of credit worthiness) at the time of inclusion in the benchmark index. They will have a minimum remaining time to maturity (i.e. the time until they become due for repayment) of 1 year.

Sector: IA Global Bonds

Performance



Discrete Performance - 12 months to 31/12/19

	2019	2018	2017	2016	2015
Fund	7.88	2.87	-1.07	25.53	0.55
Stock Sector Average	4.99	0.22	2.03	16.79	-0.93

Cumulative Performance to 30/09/20

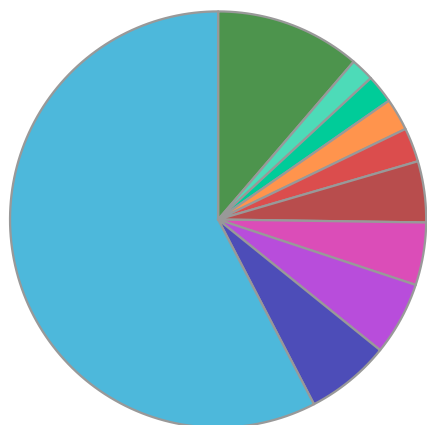
	1 Yr	2 Yrs	3 Yrs	4 Yrs	5 Yrs
Fund	3.05	19.15	20.45	19.67	51.43
Stock Sector Average	2.18	11.50	11.79	13.04	34.04

Performance Analysis - Annualised 3 years

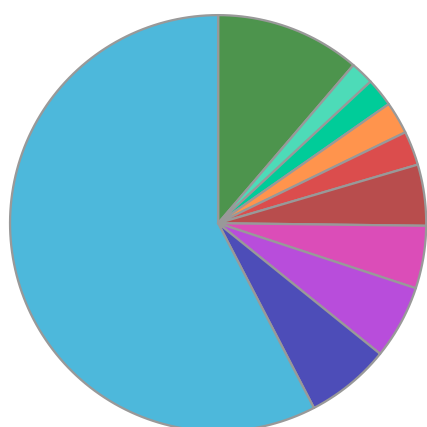
	Growth Rate %	Volatility	Alpha	Beta	Sharpe
Fund	6.40	8.34	1.01	1.44	0.35
Stock Sector Average	3.78	5.15	0.00	1.00	0.06

iShares OseaCorBdIndx(UK) D I

Fund Composition



	(%)
USA	57.60
France	6.58
UK	5.71
Germany	4.86
Canada	4.74
Japan	2.65
Netherlands	2.51
Switzerland	2.21
Spain	1.82
Others	11.29



	(%)
US Fixed Interest	57.60
French Fixed Interest	6.58
UK Fixed Interest	5.74
German Fixed Interest	4.86
Canadian Fixed Interest	4.74
Japanese Fixed Interest	2.65
Dutch Fixed Interest	2.51
Swiss Fixed Interest	2.21
Spanish Fixed Interest	1.82
Others	11.26

Largest Holdings

Holdings	(%)
JAPAN(GOVERNMENT OF) 0.6% NTS 20/03/24 JPY50000	0.34
JAPAN(GOVERNMENT OF) 0.1% BDS 20/03/29 JPY50000	0.13
ANHEUSER-BUSCH COMPANIES LLC 4.9 02/01/2046	0.12
GENERAL ELECTRIC CAPITAL CORP 4.418% NTS 15/11/35 USD1000 144A	0.10
CVS HEALTH CORP 4.3 03/25/2028	0.10

Holdings	(%)
CVS HEALTH CORP 5.05% BDS 25/03/48 USD2000	0.09
BANK OF AMERICA CORP 3.004 12/20/2023	0.08
BANK OF AMERICA CORP 4.083% BDS 20/03/51 USD2000	0.08
COMCAST CORP(NEW) 4.7% BDS 15/10/48 USD1000	0.08
T-MOBILE USA INC 3.875% BDS 15/04/30 USD2000144A	0.07

* Data supplied by fund managers regarding fixed interests funds may not specify yield type. As the provision of redemption yield is an FCA regulatory requirement Novia assumes these are used.

Important Information

Performance details and yields are as at 30/09/2020. Performance figures are inclusive of net reinvested income. Source: FE. This document is designed only for professional investors and experienced advisers. The value of investments and the income gained may fluctuate. Investors may not get back the full amount invested. Past performance is not a guide to the future.