

Architas Birthstar TD 2046 50 R Acc

Fund Information

Sector

IA Unclassified

Manager's Name

 David Hutchins
 Karen Watkin

Date Manager Appointed

Nov 2014

Launch Date

Dec 2014

Fund Size(£m)

£0.78

Yield* (See page2)

1.86 %

XD Dates

Jan 02

Last Distribution

02/01/20 (XD Date)

28/02/20 (Pay Date)

2.80(Distribution)

OCF

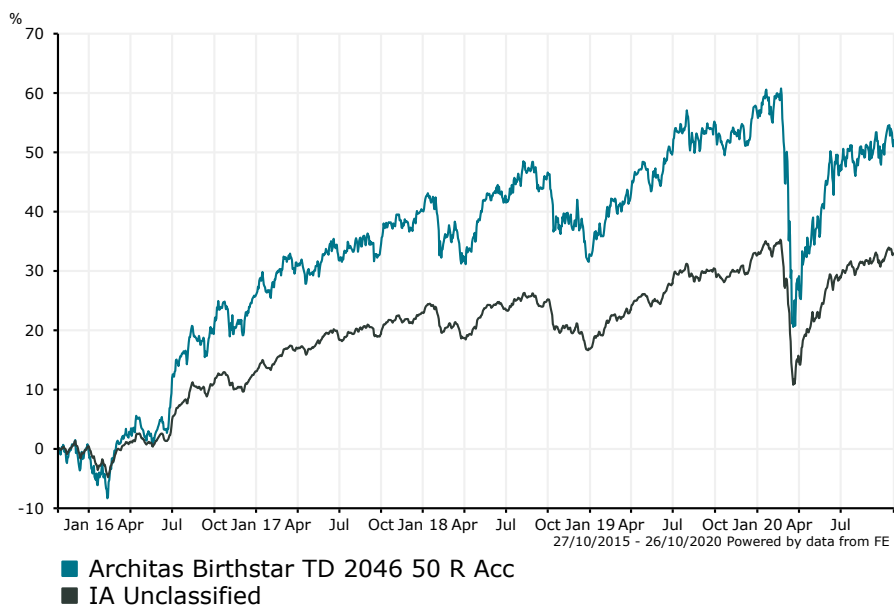
0.55 %

Fund Aim

The Fund seeks to achieve capital growth and, gradually over time, to reduce the risk of capital erosion for investors planning to withdraw all or substantial portions of their investment in the Fund during or after the Target Date Range (which is 2046-50).

Sector: IA Unclassified

Performance


Morningstar Analyst Rating

N/A

FE Crown Rating

Discrete Performance - 12 months to 31/12/19

| | 2019 | 2018 | 2017 | 2016 | 2015 |
|----------------------|-------|-------|-------|-------|------|
| Fund | 18.26 | -5.27 | 11.51 | 25.50 | 1.01 |
| Stock Sector Average | 13.50 | -5.04 | 8.78 | 12.56 | 1.72 |

Cumulative Performance to 30/09/20

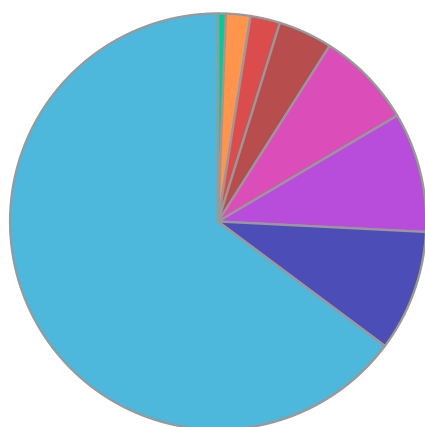
| | 1 Yr | 2 Yrs | 3 Yrs | 4 Yrs | 5 Yrs |
|----------------------|-------|-------|-------|-------|-------|
| Fund | -3.09 | 3.01 | 12.46 | 26.00 | 58.75 |
| Stock Sector Average | 0.87 | 5.10 | 10.19 | 18.53 | 35.73 |

Performance Analysis - Annualised 3 years

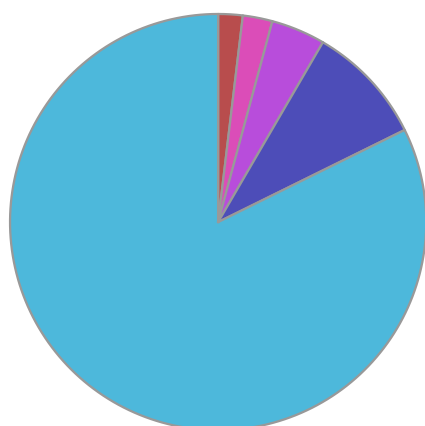
| | Growth Rate % | Volatility | Alpha | Beta | Sharpe |
|----------------------|---------------|------------|-------|------|--------|
| Fund | 3.99 | 14.06 | -0.60 | 1.52 | 0.04 |
| Stock Sector Average | 3.29 | 9.09 | 0.00 | 1.00 | 0.00 |

Architas Birthstar TD 2046 50 R Acc

Fund Composition



| | (%) |
|---------------------------------|-------|
| Global Developed Equities | 64.80 |
| Global Small Cap Equities | 9.40 |
| Global Emerging Market Equities | 9.30 |
| International Property | 7.50 |
| UK Gilts | 4.20 |
| Money Market | 2.30 |
| Commodity & Energy | 1.90 |
| Global Fixed Interest | 0.60 |



| | (%) |
|-------------------------|-------|
| International | 82.30 |
| Global Emerging Markets | 9.30 |
| UK | 4.20 |
| Money Market | 2.30 |
| Not Specified | 1.90 |

Largest Holdings

| Holdings | (%) |
|--|-------|
| ISHARES NORTH AMERICAN EQUITY INDEX (UK) L ACC | 26.47 |
| ISHARES UK EQUITY INDEX (UK) L ACC | 18.13 |
| ISHARES CONTINENTAL EUROPEAN EQUITY INDEX (UK) L ACC | 10.60 |
| VANGUARD GLOBAL SMALL-CAP INDEX ACC GBP | 9.08 |
| ISHARES EMERGING MARKETS EQUITY INDEX (UK) L ACC | 8.96 |

| Holdings | (%) |
|---|------|
| ISHARES GLOBAL PROPERTY SECURITIES EQUITY INDEX (UK) L ACC | 7.15 |
| ISHARES JAPAN EQUITY INDEX (UK) L ACC | 5.58 |
| ISHARES PACIFIC EX JAPAN EQUITY INDEX (UK) L ACC | 2.71 |
| VANGUARD UK INFLATION-LINKED GILT INDEX GROSS ACC GBP | 2.12 |
| UBS (IRL) FUND SOLUTIONS PLC - CMCI COMPOSITE SF UCITS ETF (USD)A ACC | 1.82 |

* Data supplied by fund managers regarding fixed interests funds may not specify yield type. As the provision of redemption yield is an FCA regulatory requirement Novia assumes these are used.

Important Information

Performance details and yields are as at 30/09/2020. Performance figures are inclusive of net reinvested income. Source: FE. This document is designed only for professional investors and experienced advisers. The value of investments and the income gained may fluctuate. Investors may not get back the full amount invested. Past performance is not a guide to the future.