

Vanguard FTSEU.K.AllShrIdxUT A I£

Fund Information

Sector

IA UK All Companies

Manager's Name

Vanguard Equity Index Group

Date Manager Appointed

Dec 2009

Launch Date

Sep 2014

Fund Size(£m)

£10637.21

Yield* (See page2)

3.18 %

XD Dates

Nov 01

Last Distribution

01/11/19 (XD Date)

31/12/19 (Pay Date)

4.82(Distribution)

OCF

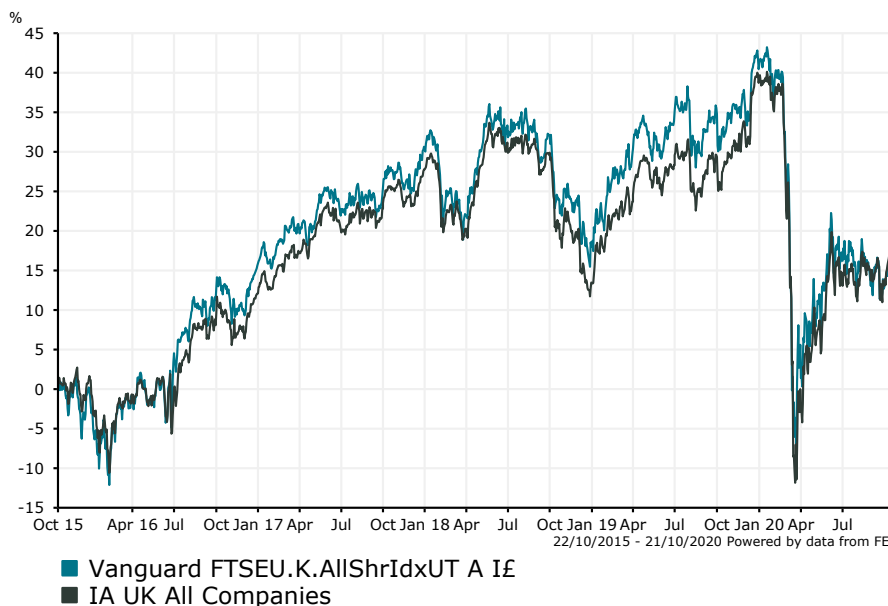
0.06 %

Fund Aim

The Fund seeks to track the performance of the FTSE All-Share Index.

Sector: IA UK All Companies

Performance


Morningstar Analyst Rating

Gold

FE Crown Rating

Discrete Performance - 12 months to 31/12/19

	2019	2018	2017	2016	2015
Fund	19.02	-9.67	12.99	16.58	0.89
Stock Sector Average	22.24	-11.19	13.99	10.82	4.86

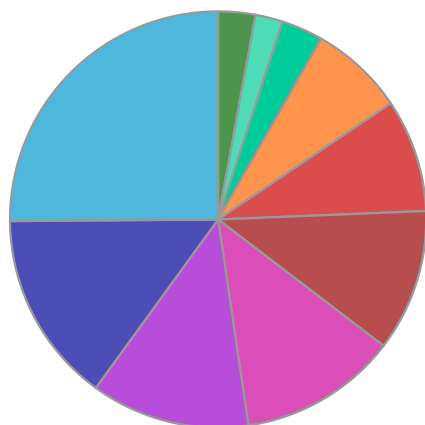
Cumulative Performance to 30/09/20

	1 Yr	2 Yrs	3 Yrs	4 Yrs	5 Yrs
Fund	-16.74	-14.60	-9.34	1.36	18.28
Stock Sector Average	-12.76	-12.78	-7.95	4.61	16.90

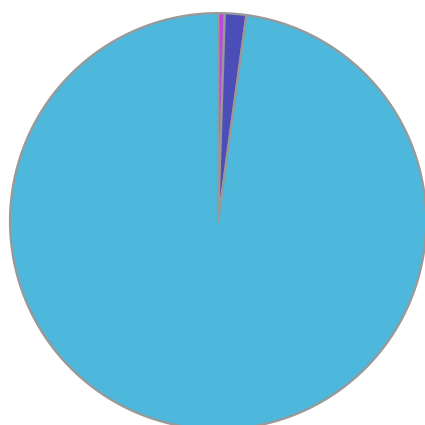
Performance Analysis - Annualised 3 years

	Growth Rate %	Volatility	Alpha	Beta	Sharpe
Fund	-3.21	14.68	-1.09	0.83	-0.01
Stock Sector Average	-2.72	16.89	0.00	1.00	-0.01

Fund Composition



	(%)
Financials	25.12
Consumer Goods	14.88
Industrials	12.33
Consumer Services	12.29
Health Care	11.03
Basic Materials	8.77
Oil & Gas	7.33
Utilities	3.22
Telecommunications	2.15
Others	2.88



	(%)
UK Equities	97.83
Money Market	1.66
US Equities	0.51

Largest Holdings

Holdings	(%)
ASTRAZENECA PLC	5.62
ROYAL DUTCH SHELL PLC	4.36
GLAXOSMITHKLINE	3.72
HSBC HLDGS	3.46
BRITISH AMERICAN TOBACCO	2.97

Holdings	(%)
DIAGEO	2.96
BP	2.69
RIO TINTO	2.58
UNILEVER	2.50
RECKITT BENCKISER GROUP PLC	2.43

* Data supplied by fund managers regarding fixed interests funds may not specify yield type. As the provision of redemption yield is an FCA regulatory requirement Novia assumes these are used.

Important Information

Performance details and yields are as at 30/09/2020. Performance figures are inclusive of net reinvested income. Source: FE. This document is designed only for professional investors and experienced advisers. The value of investments and the income gained may fluctuate. Investors may not get back the full amount invested. Past performance is not a guide to the future.