

Polar Capital HcarBluChp I Inc GBP

Fund Information

Sector
Equity - Pharma Health & Biotech

Manager's Name
James Douglas

Date Manager Appointed
Aug 2019

Launch Date
Sep 2014

Fund Size(£m)
£74.41

Yield* (See page2)
0.00 %

XD Dates
Jan 02

Last Distribution
02/01/20 (XD Date)
31/01/20 (Pay Date)
0.10(Distribution)

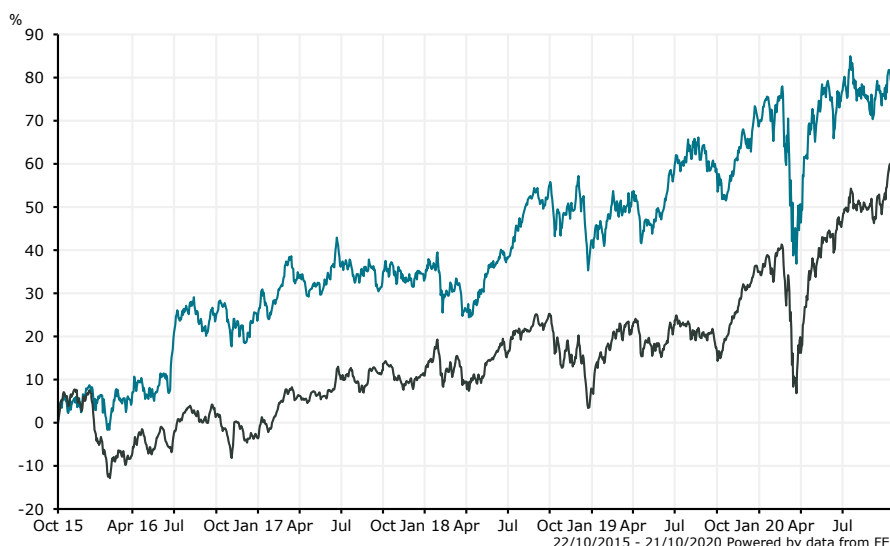
OCF
1.02 %

Fund Aim

The Fund aims to achieve long-term capital appreciation by investing in a globally diversified portfolio of healthcare companies.

Sector: Equity - Pharma Health & Biotech

Performance



■ Polar Capital HcarBluChp I Inc GBP
■ Equity - Pharma Health & Biotech

Morningstar Analyst Rating
N/A

FE Crown Rating
👑👑👑👑👑

Discrete Performance - 12 months to 31/12/19

	2019	2018	2017	2016	2015
Fund	18.53	7.06	7.51	14.05	7.02
Stock Sector Average	25.02	-2.69	14.94	-9.92	7.24

Cumulative Performance to 30/09/20

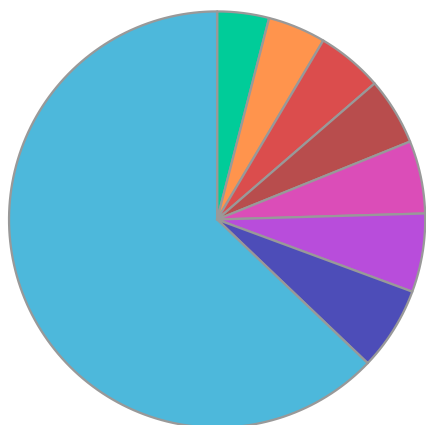
	1 Yr	2 Yrs	3 Yrs	4 Yrs	5 Yrs
Fund	10.81	13.69	32.78	41.91	72.96
Stock Sector Average	29.82	21.76	35.83	50.50	54.27

Performance Analysis - Annualised 3 years

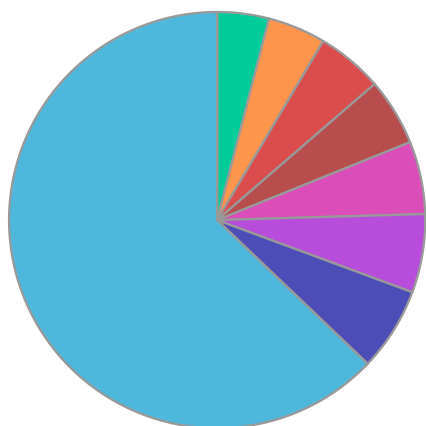
	Growth Rate %	Volatility	Alpha	Beta	Sharpe
Fund	9.91	14.48	1.64	0.77	0.44
Stock Sector Average	10.75	15.93	0.00	1.00	0.45

Polar Capital HcarBluChp I Inc GBP

Fund Composition



	(%)
US Equities	62.88
German Equities	6.49
Swiss Equities	6.10
Dutch Equities	5.65
Irish Equities	5.23
Danish Equities	5.14
Money Market	4.50
French Equities	4.02



	(%)
USA	62.88
Germany	6.49
Switzerland	6.10
Netherlands	5.65
Ireland	5.23
Denmark	5.14
Money Market	4.50
France	4.02

Largest Holdings

Holdings	(%)
ROCHE HLDG AG	6.10
MEDTRONIC PLC	5.23
UNITEDHEALTH GROUP INC	4.92
AMGEN INC	4.89
BECTON DICKINSON & CO	4.36

Holdings	(%)
BRISTOL-MYERS SQUIBB CO	4.18
SANOFI	4.02
HUMANA INC	3.48
BAXTER INTERNATIONAL INC	3.31
AVANTOR INC	3.30

* Data supplied by fund managers regarding fixed interests funds may not specify yield type. As the provision of redemption yield is an FCA regulatory requirement Novia assumes these are used.

Important Information

Performance details and yields are as at 30/09/2020. Performance figures are inclusive of net reinvested income. Source: FE. This document is designed only for professional investors and experienced advisers. The value of investments and the income gained may fluctuate. Investors may not get back the full amount invested. Past performance is not a guide to the future.