

M&G UK Inftn Lkd Corp Bd I Inc

Fund Information

Sector

IA Sterling Strategic Bond

Manager's Name

Ben Lord

Date Manager Appointed

Sep 2010

Launch Date

Sep 2010

Fund Size(£m)

£674.81

Yield* (See page2)

0.00 %

XD Dates

Apr 01, Oct 01

Last Distribution

01/04/20 (XD Date)

29/05/20 (Pay Date)

0.24(Distribution)

OCF

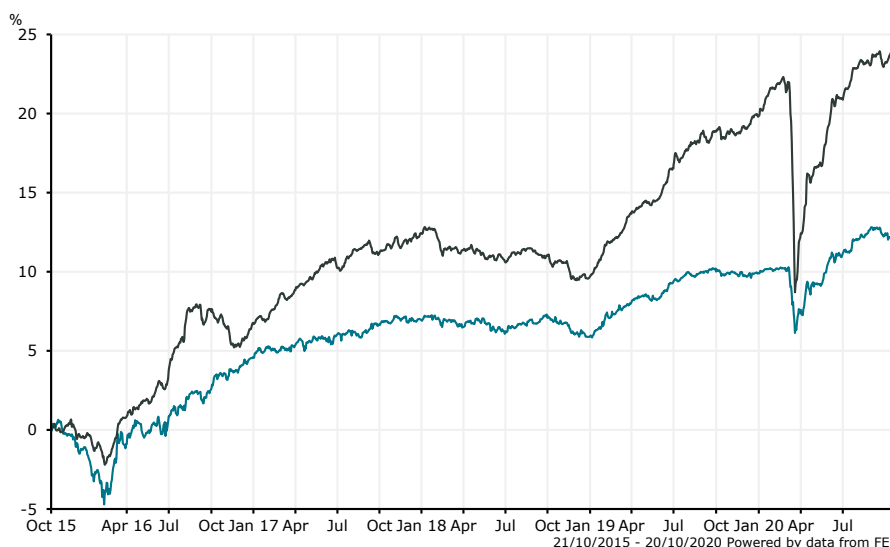
0.65 %

Fund Aim

The Fund aims to protect the value of capital and income from inflation by providing a total return (the combination of capital growth and income), net of the Ongoing Charge Figure, that is consistent with or higher than UK inflation (as measured by the UK Consumer Prices Index), over any three-year period. There is no guarantee that the Fund will achieve its objective over this, or any other, period. The income distributions and the value of your investment may rise and fall, and investors may not recoup the original amount they invested.

Sector: IA Sterling Strategic Bond

Performance



■ M&G UK Inftn Lkd Corp Bd I Inc
■ IA Sterling Strategic Bond

Morningstar Analyst Rating

N/A

FE Crown Rating

Discrete Performance - 12 months to 31/12/19

	2019	2018	2017	2016	2015
Fund	3.80	-1.01	2.26	5.75	-1.67
Stock Sector Average	9.26	-2.49	5.31	7.33	-0.19

Cumulative Performance to 30/09/20

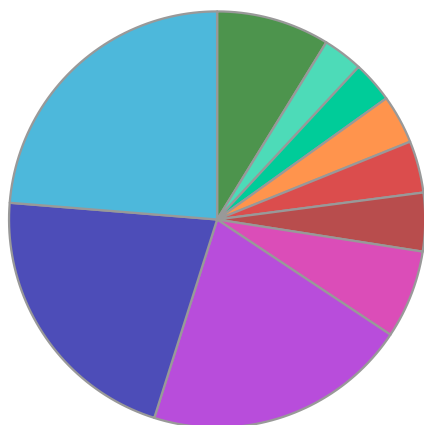
	1 Yr	2 Yrs	3 Yrs	4 Yrs	5 Yrs
Fund	1.88	4.64	5.28	9.50	13.67
Stock Sector Average	3.59	10.93	10.81	14.43	24.00

Performance Analysis - Annualised 3 years

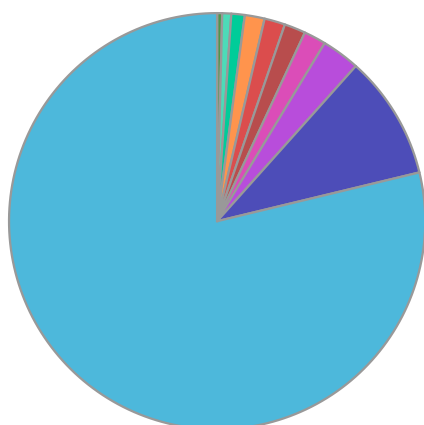
	Growth Rate %	Volatility	Alpha	Beta	Sharpe
Fund	1.73	2.28	0.48	0.35	0.00
Stock Sector Average	3.48	5.72	0.00	1.00	0.00

M&G UK Inftn Lkd Corp Bd I Inc

Fund Composition



	(%)
Government Bonds	23.72
Banks	21.40
Investment Grade Bonds	20.55
Financial Services	6.87
Energy	4.54
Asset/Mortgage-Backed Securities	4.03
Asset/Mortgage-Backed Securities	3.79
Retail	3.21
Health Care	3.11
Others	8.79



	(%)
UK	78.76
USA	9.62
Germany	2.96
Spain	1.72
Denmark	1.65
France	1.61
Netherlands	1.54
Luxembourg	1.04
United Arab Emirates	0.70
Others	0.39

Largest Holdings

Holdings	(%)
HM TREASURY UNITED KINGDOM DMO 2.5% IDX LKD GILT 17/07/24 GBP0.01	28.68
HM TREASURY UNITED KINGDOM DMO 0.125% IDX GILT 22/03/24 GBP0.01	18.77
HM TREASURY UNITED KINGDOM DMO 1.875% IDX LKD GILT 22/11/22 GBP	13.88
TESCO 3.322% IDX LKD NTS 05/11/25 GBP	3.21
UPJOHN FINANCE BV 1.023% BDS 23/06/24 EUR100000	2.09

Holdings	(%)
ORSTED A/S ILN 16/05/34(ORSTED A/S)GBP100000	1.65
DEUTSCHE PFANDBRIEFBANK AG 1.75% BDS 21/11/22 GBP100000	1.57
NATIONWIDE BUILDING SOCIETY 3.875% LN STK 30/07/21 GBP1	1.44
EXXON MOBIL CORP 0.142% BDS 26/06/24 EUR100000	1.41
FINSBURY SQUARE 2018-2 PLC FRN 31/01/00 GBP1000REG S	1.27

* Data supplied by fund managers regarding fixed interests funds may not specify yield type. As the provision of redemption yield is an FCA regulatory requirement Novia assumes these are used.

Important Information

Performance details and yields are as at 30/09/2020. Performance figures are inclusive of net reinvested income. Source: FE. This document is designed only for professional investors and experienced advisers. The value of investments and the income gained may fluctuate. Investors may not get back the full amount invested. Past performance is not a guide to the future.