

iShares EdgMSCIWldMFtUETF GBP

Fund Information

Sector

Equity - Global

Manager's Name

N/A

Date Manager Appointed

N/A

Launch Date

Oct 2014

Fund Size(£m)

£2127.81

Yield* (See page2)

0.00 %

XD Dates

N/A

Last Distribution

N/A (XD Date)

N/A (Pay Date)

N/A(Distribution)

OCF

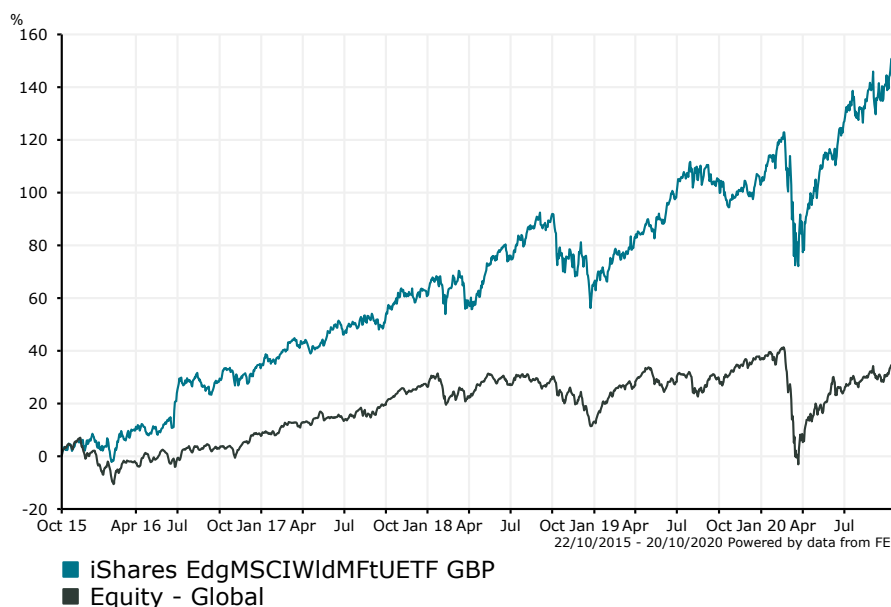
0.30 %

Fund Aim

The Fund seeks to track the performance of an index composed of a sub-set of MSCI World stocks that have been experiencing an upward price trend.

Sector: Equity - Global

Performance



Morningstar Analyst Rating
N/A

FE Crown Rating
★★★★★

Discrete Performance - 12 months to 31/12/19

	2019	2018	2017	2016	2015
Fund	22.52	3.06	20.49	24.11	9.85
Stock Sector Average	20.78	-10.65	17.36	5.70	-2.63

Cumulative Performance to 30/09/20

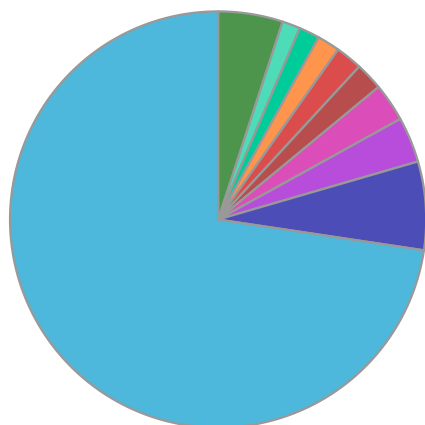
	1 Yr	2 Yrs	3 Yrs	4 Yrs	5 Yrs
Fund	17.43	25.97	58.69	87.59	146.48
Stock Sector Average	0.23	0.79	8.84	26.66	36.21

Performance Analysis - Annualised 3 years

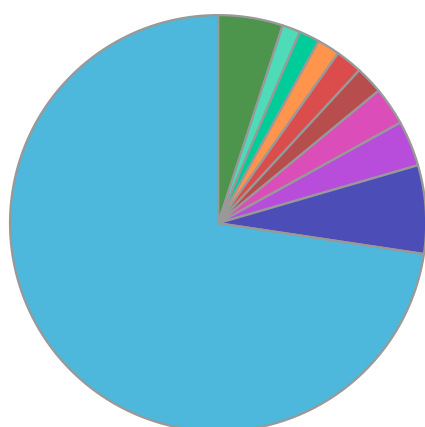
	Growth Rate %	Volatility	Alpha	Beta	Sharpe
Fund	16.64	14.26	14.78	0.66	0.92
Stock Sector Average	2.87	15.33	0.00	1.00	0.00

iShares EdgMSCIWorldMFtUETF GBP

Fund Composition



	(%)
US Equities	72.62
Japanese Equities	6.86
Canadian Equities	3.53
Swiss Equities	2.96
French Equities	2.15
UK Equities	2.08
Danish Equities	1.76
Dutch Equities	1.60
Australian Equities	1.40
Others	5.02



	(%)
USA	72.62
Japan	6.86
Canada	3.53
Switzerland	2.96
France	2.15
UK	2.08
Denmark	1.76
Netherlands	1.60
Australia	1.40
Others	5.02

Largest Holdings

Holdings	(%)
APPLE INC	6.69
AMAZON.COM INC	5.72
MICROSOFT CORP	4.99
TESLA INC	4.15
NVIDIA CORP	2.78

Holdings	(%)
ALPHABET INC	2.46
JOHNSON & JOHNSON	2.42
ALPHABET INC	2.36
ADOBE INC	1.94
UNITEDHEALTH GROUP INC	1.88

* Data supplied by fund managers regarding fixed interests funds may not specify yield type. As the provision of redemption yield is an FCA regulatory requirement Novia assumes these are used.

Important Information

Performance details and yields are as at 30/09/2020. Performance figures are inclusive of net reinvested income. Source: FE. This document is designed only for professional investors and experienced advisers. The value of investments and the income gained may fluctuate. Investors may not get back the full amount invested. Past performance is not a guide to the future.