

iShares EdMSCIWdVIFctUCTETF GBP

Fund Information

Sector

Equity - Global

Manager's Name

BlackRock Asset Management Ireland Ltd

Date Manager Appointed

Oct 2014

Launch Date

Oct 2014

Fund Size(£m)

£2017.00

Yield* (See page2)

0.00 %

XD Dates

N/A

Last Distribution

N/A (XD Date)

N/A (Pay Date)

N/A(Distribution)

OCF

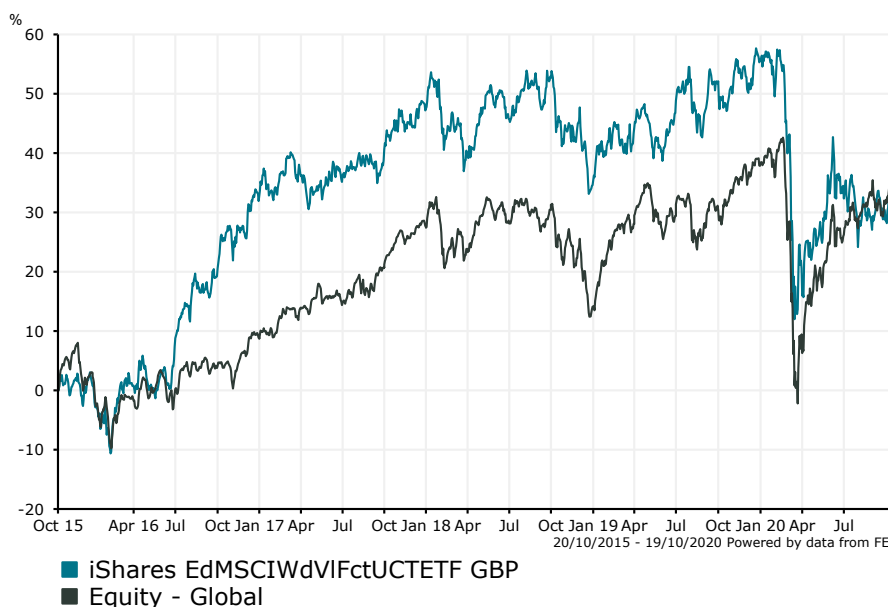
0.30 %

Fund Aim

The Fund seeks to track the performance of an index composed of a sub-set of MSCI World stocks that capture undervalued stocks relative to their fundamentals.

Sector: Equity - Global

Performance



Morningstar Analyst Rating
N/A

FE Crown Rating
👑👑👑👑👑

Discrete Performance - 12 months to 31/12/19

	2019	2018	2017	2016	2015
Fund	15.37	-8.55	11.58	28.95	2.35
Stock Sector Average	20.78	-10.65	17.36	5.70	-2.63

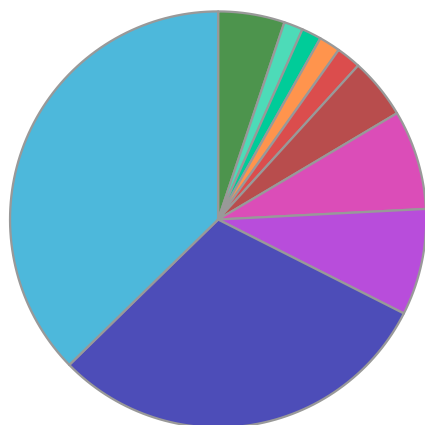
Cumulative Performance to 30/09/20

	1 Yr	2 Yrs	3 Yrs	4 Yrs	5 Yrs
Fund	-15.20	-15.88	-7.30	7.89	35.29
Stock Sector Average	0.23	0.79	8.84	26.66	36.21

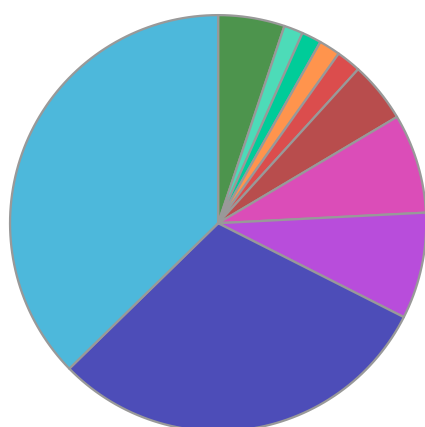
Performance Analysis - Annualised 3 years

	Growth Rate %	Volatility	Alpha	Beta	Sharpe
Fund	-2.49	15.08	-4.65	0.84	-0.01
Stock Sector Average	2.87	15.33	0.00	1.00	0.00

Fund Composition



	(%)
US Equities	37.30
Japanese Equities	30.22
UK Equities	8.26
French Equities	7.72
German Equities	4.72
Hong Kong Equities	1.91
Italian Equities	1.66
Dutch Equities	1.53
Spanish Equities	1.48
Others	5.16



	(%)
USA	37.30
Japan	30.22
UK	8.26
France	7.72
Germany	4.72
Hong Kong	1.91
Italy	1.66
Netherlands	1.53
Spain	1.48
Others	5.16

Largest Holdings

Holdings	(%)
INTEL CORP	4.68
AT&T INC	3.26
INTERNATIONAL BUS MACH CORP	2.34
TOYOTA MOTOR CORP	2.19
MICRON TECHNOLOGY INC	1.91

Holdings	(%)
PFIZER INC	1.75
BRITISH AMERICAN TOBACCO	1.64
HITACHI	1.28
CVS HEALTH CORP	1.21
SANOFI	1.15

* Data supplied by fund managers regarding fixed interests funds may not specify yield type. As the provision of redemption yield is an FCA regulatory requirement Novia assumes these are used.

Important Information

Performance details and yields are as at 30/09/2020. Performance figures are inclusive of net reinvested income. Source: FE. This document is designed only for professional investors and experienced advisers. The value of investments and the income gained may fluctuate. Investors may not get back the full amount invested. Past performance is not a guide to the future.