

Artemis Capital I Acc

Fund Information

Sector

IA UK All Companies

Manager's Name

Philip Wolstencroft

Date Manager Appointed

Jul 2010

Launch Date

Sep 2010

Fund Size (£m)

£219.91

Yield* (See page2)

4.07 %

XD Dates

Apr 08

Last Distribution

08/04/20 (XD Date)

05/06/20 (Pay Date)

58.61(Distribution)

OCF

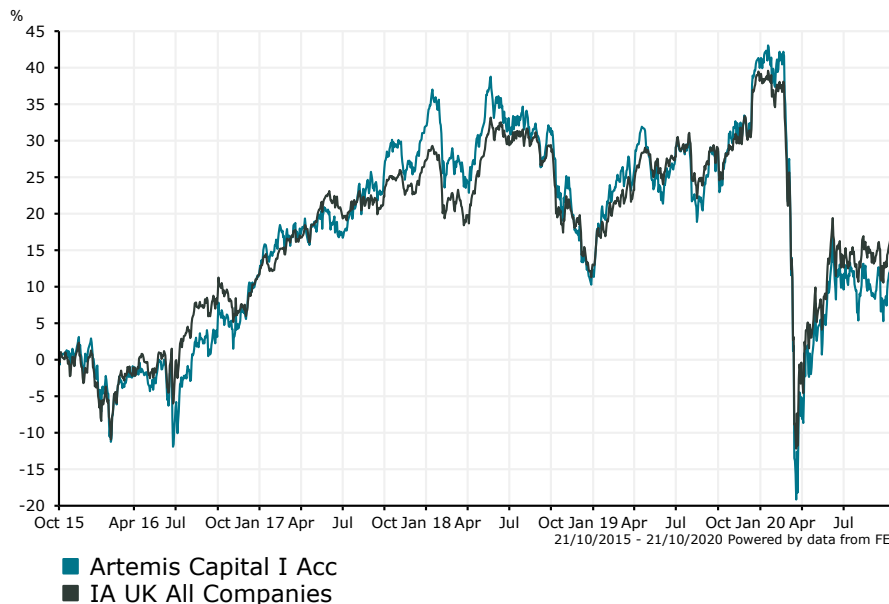
0.87 %

Fund Aim

To grow capital over a five year period.

Sector: IA UK All Companies

Performance



Morningstar Analyst Rating
N/A

FE Crown Rating
👑👑👑👑👑

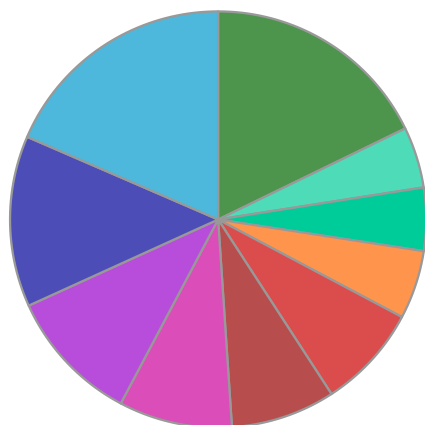
Discrete Performance - 12 months to 31/12/19					
	2019	2018	2017	2016	2015
Fund	24.64	-14.90	18.34	8.92	11.81
Stock Sector Average	22.24	-11.19	13.99	10.82	4.86

Cumulative Performance to 30/09/20					
	1 Yr	2 Yrs	3 Yrs	4 Yrs	5 Yrs
Fund	-15.83	-17.61	-13.59	4.79	11.51
Stock Sector Average	-12.76	-12.78	-7.95	4.61	16.90

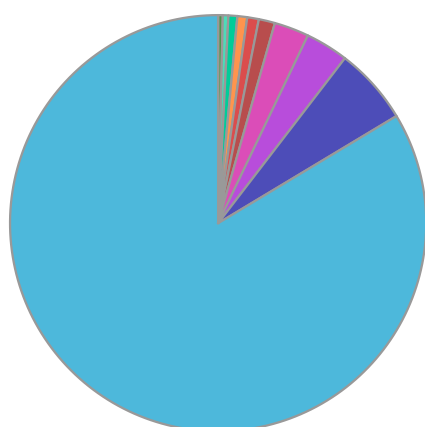
Performance Analysis - Annualised 3 years					
	Growth Rate %	Volatility	Alpha	Beta	Sharpe
Fund	-4.75	20.83	-1.05	1.19	-0.02
Stock Sector Average	-2.72	16.89	0.00	1.00	-0.01

Artemis Capital I Acc

Fund Composition



	(%)
Mineral Extraction	18.50
Life Insurance	13.29
Tobacco	10.46
Travel	8.81
Oil & Gas Exploration & Production	8.11
Financials	8.07
Banks	5.33
Electricity Supply	4.90
Support Services	4.74
Others	17.79



	(%)
UK Equities	83.62
Russian Equities	5.96
German Equities	3.33
French Equities	2.70
Italian Equities	1.26
Austrian Equities	0.90
Dutch Equities	0.76
Money Market	0.69
Danish Equities	0.43
Swiss Equities	0.36

Largest Holdings

Holdings	(%)
GVC HLDGS PLC	6.35
RIO TINTO	5.53
BRITISH AMERICAN TOBACCO	5.30
IMPERIAL BRANDS PLC	5.16
LEGAL & GENERAL GROUP	4.78

Holdings	(%)
PHOENIX GROUP HLDGS PLC	4.65
POLYMETAL INTL PLC	3.82
DRAX GROUP PLC	3.64
ANGLO AMERICAN	3.41
VODAFONE GROUP PLC	3.35

* Data supplied by fund managers regarding fixed interests funds may not specify yield type. As the provision of redemption yield is an FCA regulatory requirement Novia assumes these are used.

Important Information

Performance details and yields are as at 30/09/2020. Performance figures are inclusive of net reinvested income. Source: FE. This document is designed only for professional investors and experienced advisers. The value of investments and the income gained may fluctuate. Investors may not get back the full amount invested. Past performance is not a guide to the future.