

## MultiLuxLyxFTSEGiltsinflnk

### Fund Information

**Sector**

Not Yet Assigned

**Manager's Name**

N/A

**Date Manager Appointed**

N/A

**Launch Date**

Dec 2010

**Fund Size (£m)**

£65.05

**Yield\*** (See page2)

0.29 %

**XD Dates**

Jul 08, Dec 11

**Last Distribution**

08/07/20 (XD Date)

10/07/20 (Pay Date)

35.00(Distribution)

**TER**

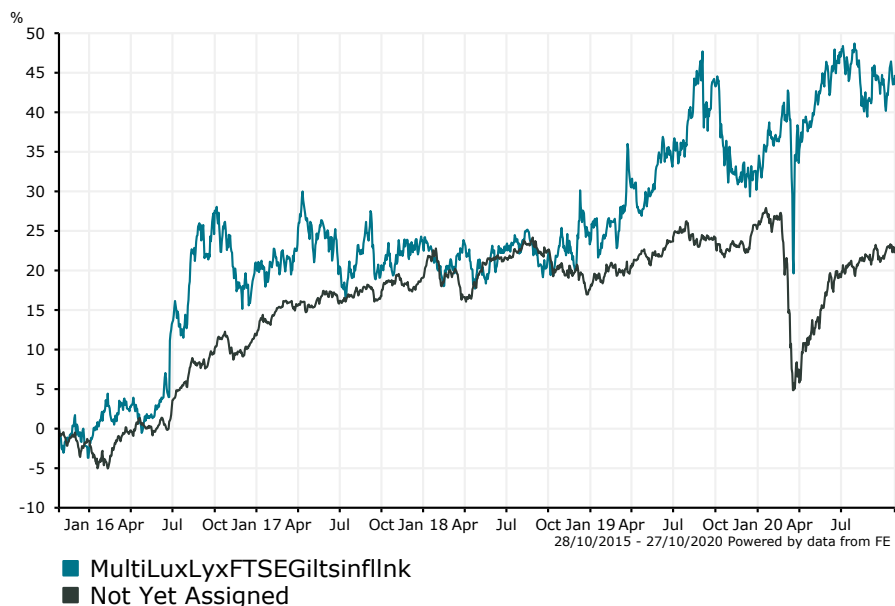
-

### Fund Aim

There is currently no Investment Objective available for this Fund.

**Sector:** Not Yet Assigned

### Performance


**Morningstar Analyst Rating**

N/A

**FE Crown Rating**

#### Discrete Performance - 12 months to 31/12/19

	2019	2018	2017	2016	2015
Fund	6.38	-0.39	2.29	25.65	-1.85
Stock Sector Average	6.52	-1.27	6.50	13.58	-5.07

#### Cumulative Performance to 30/09/20

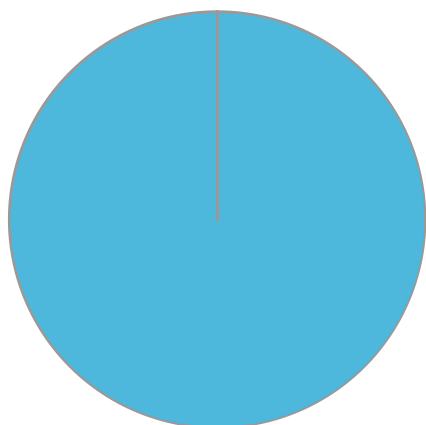
	1 Yr	2 Yrs	3 Yrs	4 Yrs	5 Yrs
Fund	-0.08	18.35	20.00	15.16	43.05
Stock Sector Average	-2.01	-0.83	4.10	11.01	24.52

#### Performance Analysis - Annualised 3 years

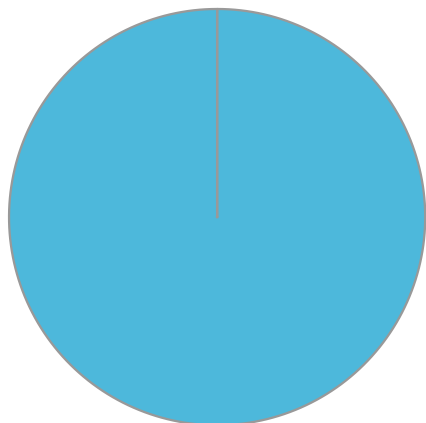
	Growth Rate %	Volatility	Alpha	Beta	Sharpe
Fund	6.27	9.69	6.33	0.23	0.29
Stock Sector Average	1.35	8.57	0.00	1.00	0.00

**MultiLuxLyxFTSEGiltsinflnk**

**Fund Composition**



	(%)
Global Fixed Interest	100.00



	(%)
Fixed Interest	100.00

**Largest Holdings**

Holdings	(%)
MULTI UNITS LUXEMBOURG LYXOR CORE FTSE UK GILTS INFLATION LINK	100.00

\* Data supplied by fund managers regarding fixed interests funds may not specify yield type. As the provision of redemption yield is an FCA regulatory requirement Novia assumes these are used.

**Important Information**

Performance details and yields are as at 30/09/2020. Performance figures are inclusive of net reinvested income. Source: FE. This document is designed only for professional investors and experienced advisers. The value of investments and the income gained may fluctuate. Investors may not get back the full amount invested. Past performance is not a guide to the future.