

WisdomTree USEqInUETF £
Fund Information
Sector

Not Yet Assigned

Manager's Name

WisdomTree Management Ltd

Date Manager Appointed

Oct 2014

Launch Date

Oct 2014

Fund Size(£m)

£45.29

Yield* (See page2)

4.11 %

XD Dates

Oct 01, Jul 02, Apr 02, Jan 03

Last Distribution

01/10/20 (XD Date)

16/10/20 (Pay Date)

12.30(Distribution)

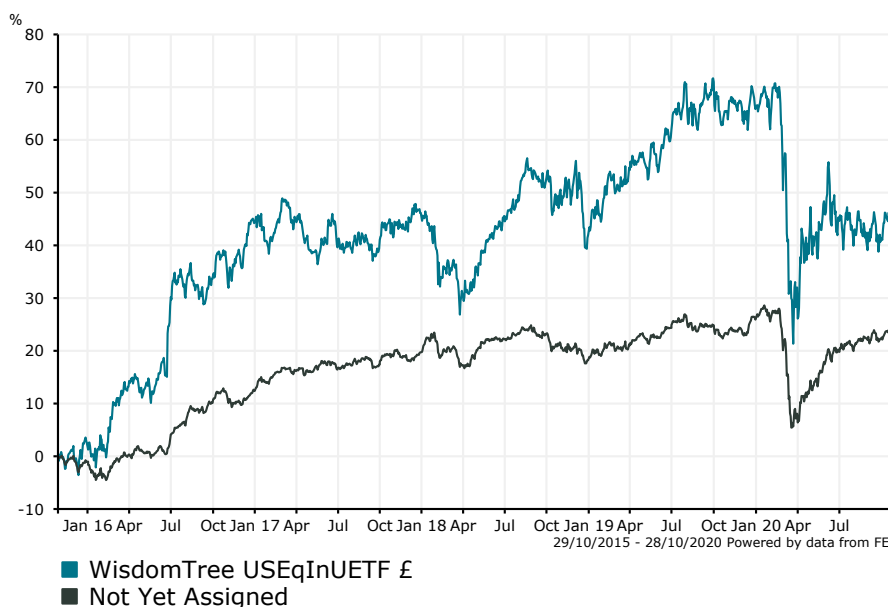
OCF

0.29 %

Fund Aim

The WisdomTree US Equity Income UCITS ETF seeks to track the price and yield performance, before fees and expenses, of the WisdomTree US Equity Income Index.

Sector: Not Yet Assigned

Performance


Morningstar Analyst Rating
N/A

FE Crown Rating

Discrete Performance - 12 months to 31/12/19

	2019	2018	2017	2016	2015
Fund	16.84	-2.87	1.34	40.71	2.97
Stock Sector Average	6.52	-1.27	6.50	13.58	-5.07

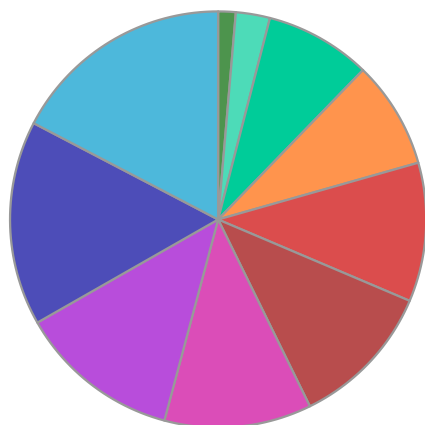
Cumulative Performance to 30/09/20

	1 Yr	2 Yrs	3 Yrs	4 Yrs	5 Yrs
Fund	-17.63	-7.01	1.47	5.84	52.29
Stock Sector Average	-2.01	-0.83	4.10	11.01	24.52

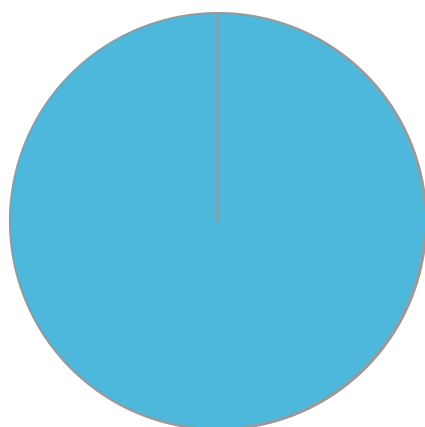
Performance Analysis - Annualised 3 years

	Growth Rate %	Volatility	Alpha	Beta	Sharpe
Fund	0.49	14.18	-0.80	1.34	0.00
Stock Sector Average	1.35	8.57	0.00	1.00	0.00

Fund Composition



	(%)
Health Care	17.34
Information Technology	15.91
Consumer Staples	12.59
Communications	11.43
Utilities	11.34
Real Estate	10.79
Financials	8.35
Energy	8.24
Industrials	2.65
Others	1.36



	(%)
US Equities	100.00

Largest Holdings

Holdings	(%)
VERIZON COMMUNICATIONS INC	5.93
PFIZER INC	5.92
ABBVIE INC	5.73
AT&T INC	4.74
INTERNATIONAL BUS MACH CORP	3.97

Holdings	(%)
PHILIP MORRIS INTERNATIONAL INC	3.44
CHEVRON CORP	3.21
COCA-COLA CO	3.13
BRISTOL MYERS SQUIBB SA	3.09
QUALCOMM INC	2.89

* Data supplied by fund managers regarding fixed interests funds may not specify yield type. As the provision of redemption yield is an FCA regulatory requirement Novia assumes these are used.

Important Information

Performance details and yields are as at 30/09/2020. Performance figures are inclusive of net reinvested income. Source: FE. This document is designed only for professional investors and experienced advisers. The value of investments and the income gained may fluctuate. Investors may not get back the full amount invested. Past performance is not a guide to the future.