

## Lyxor EurMTSAMt IGDR GBP

### Fund Information

**Sector**

Not Yet Assigned

**Manager's Name**

N/A

**Date Manager Appointed**

N/A

**Launch Date**

Apr 2008

**Fund Size (£m)**

£999.28

**Yield\*** (See page2)

0.00 %

**XD Dates**

N/A

**Last Distribution**

N/A (XD Date)

N/A (Pay Date)

N/A (Distribution)

**TER**

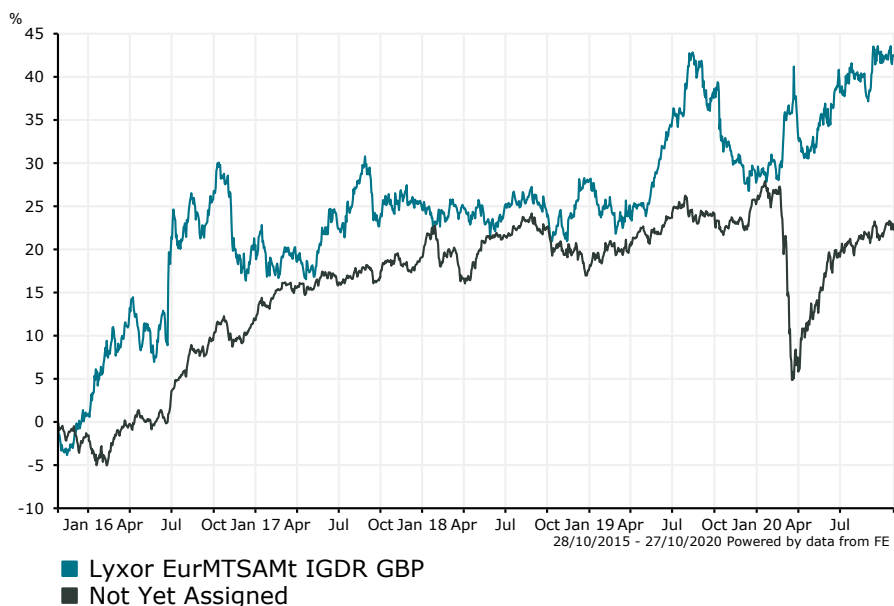
0.17 %

### Fund Aim

The Lyxor Euro Government Bond (DR) UCITS ETF - Acc is a UCITS compliant exchange traded fund that aims to track the Bloomberg Barclays Euro Treasury 50bn. The index is representative of the performance of EUR denominated government bonds issued by countries of the European Monetary Union with at least €50bn of government bonds in issuance. Eligible securities must have maturities of at least 1 year, with a minimum outstanding amount of €300m. Lyxor ETFs are efficient investment vehicles listed on exchange that offer transparent, liquid and low-cost exposure to the underlying benchmark index.

**Sector:** Not Yet Assigned

### Performance


**Morningstar Analyst Rating**

Gold

**FE Crown Rating**

#### Discrete Performance - 12 months to 31/12/19

|                      | 2019  | 2018  | 2017 | 2016  | 2015  |
|----------------------|-------|-------|------|-------|-------|
| Fund                 | -0.05 | 2.20  | 3.96 | 19.25 | -3.61 |
| Stock Sector Average | 6.52  | -1.27 | 6.50 | 13.58 | -5.07 |

#### Cumulative Performance to 30/09/20

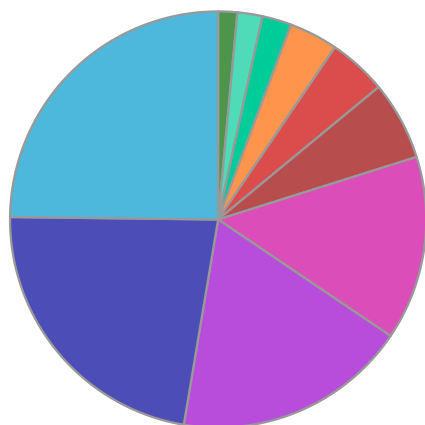
|                      | 1 Yr  | 2 Yrs | 3 Yrs | 4 Yrs | 5 Yrs |
|----------------------|-------|-------|-------|-------|-------|
| Fund                 | 2.94  | 13.72 | 14.70 | 12.59 | 41.01 |
| Stock Sector Average | -2.01 | -0.83 | 4.10  | 11.01 | 24.52 |

#### Performance Analysis - Annualised 3 years

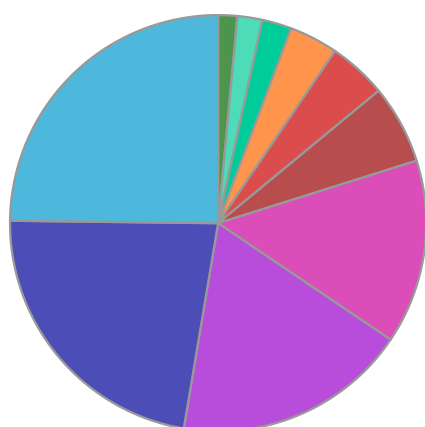
|                      | Growth Rate % | Volatility | Alpha | Beta  | Sharpe |
|----------------------|---------------|------------|-------|-------|--------|
| Fund                 | 4.68          | 6.88       | 5.05  | -0.07 | 0.17   |
| Stock Sector Average | 1.35          | 8.57       | 0.00  | 1.00  | 0.00   |

Lyxor **EurMTSAMt IGDR GBP**

**Fund Composition**



|                           | (%)   |
|---------------------------|-------|
| French Fixed Interest     | 24.81 |
| Italian Fixed Interest    | 22.55 |
| German Fixed Interest     | 18.19 |
| Spanish Fixed Interest    | 14.31 |
| Belgian Fixed Interest    | 6.12  |
| Dutch Fixed Interest      | 4.53  |
| Austrian Fixed Interest   | 3.79  |
| Portuguese Fixed Interest | 2.28  |
| Irish Fixed Interest      | 1.94  |
| Finnish Fixed Interest    | 1.48  |



|             | (%)   |
|-------------|-------|
| France      | 24.81 |
| Italy       | 22.55 |
| Germany     | 18.19 |
| Spain       | 14.31 |
| Belgium     | 6.12  |
| Netherlands | 4.53  |
| Austria     | 3.79  |
| Portugal    | 2.28  |
| Ireland     | 1.94  |
| Finland     | 1.48  |

\* Data supplied by fund managers regarding fixed interests funds may not specify yield type. As the provision of redemption yield is an FCA regulatory requirement Novia assumes these are used.

**Important Information**

Performance details and yields are as at 30/09/2020. Performance figures are inclusive of net reinvested income. Source: FE. This document is designed only for professional investors and experienced advisers. The value of investments and the income gained may fluctuate. Investors may not get back the full amount invested. Past performance is not a guide to the future.