

**iShares €HgYldBndUCTS £**
**Fund Information**
**Sector**

Fixed Int - EUR High Yield

**Manager's Name**

BlackRock Asset Management Ireland Ltd

**Date Manager Appointed**

Sep 2010

**Launch Date**

Sep 2010

**Fund Size(£m)**

£6419.72

**Yield\*** (See page2)

0.00 %

**XD Dates**

Sep 17, Mar 12

**Last Distribution**

17/09/20 (XD Date)

30/09/20 (Pay Date)

1.58(Distribution)

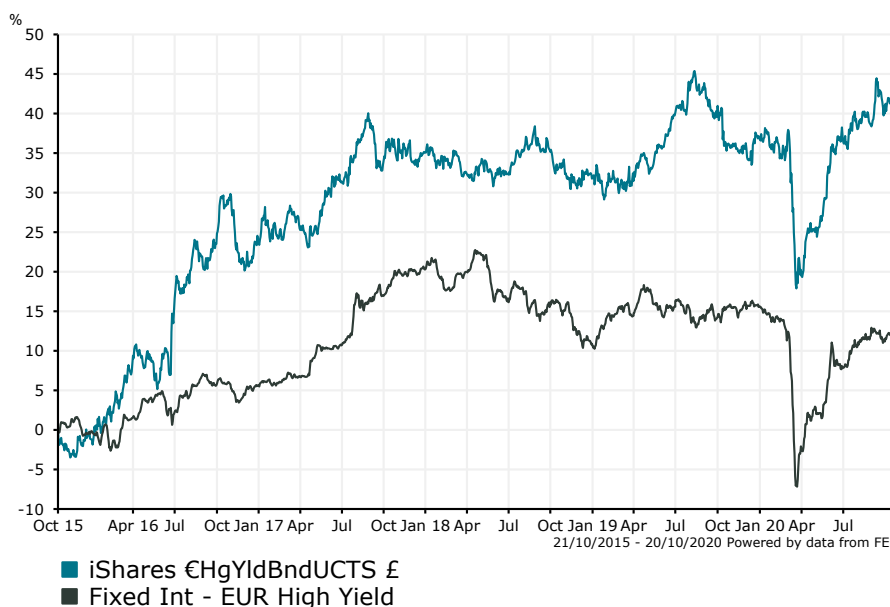
**OCF**

0.50 %

**Fund Aim**

The Fund seeks to track the performance of an index composed of Euro denominated high yield corporate bonds.

**Sector:** Fixed Int - EUR High Yield

**Performance**


**Morningstar Analyst Rating**  
Bronze

**FE Crown Rating**

**Discrete Performance - 12 months to 31/12/19**

	2019	2018	2017	2016	2015
Fund	4.09	-2.44	8.95	25.35	-6.41
Stock Sector Average	4.25	-7.81	13.88	5.92	-8.91

**Cumulative Performance to 30/09/20**

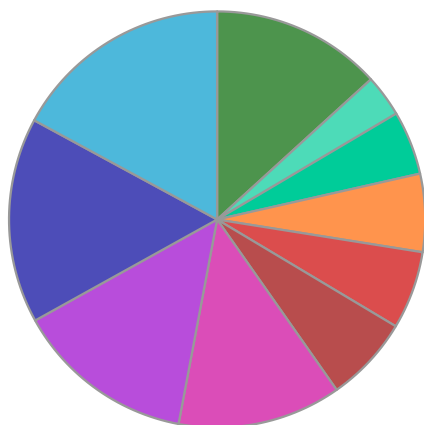
	1 Yr	2 Yrs	3 Yrs	4 Yrs	5 Yrs
Fund	0.33	3.41	4.84	13.36	42.41
Stock Sector Average	-2.59	-3.77	-5.00	5.24	12.60

**Performance Analysis - Annualised 3 years**

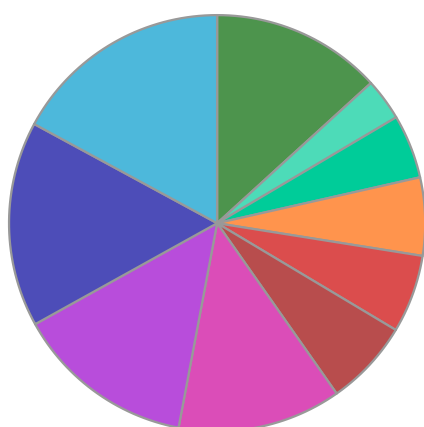
	Growth Rate %	Volatility	Alpha	Beta	Sharpe
Fund	1.59	9.19	2.83	0.66	0.00
Stock Sector Average	-1.69	9.98	0.00	1.00	-0.01

iShares €HgYldBndUCTS £

## Fund Composition



	(%)
Italy	17.07
USA	15.95
France	13.95
Germany	12.69
UK	6.68
Luxembourg	6.05
Netherlands	6.05
Spain	4.95
Sweden	3.26
Others	13.22



	(%)
Italian Fixed Interest	17.07
US Fixed Interest	15.95
French Fixed Interest	13.95
German Fixed Interest	12.69
UK Fixed Interest	6.68
Luxembourg Fixed Interest	6.05
Dutch Fixed Interest	6.05
Spanish Fixed Interest	4.95
Swedish Fixed Interest	3.26
Others	13.22

## Largest Holdings

Holdings	(%)
UNICREDIT SPA 6.95% BDS 31/10/22 EUR100000 REG S	0.58
INTESA SANPAOLO SPA 6.625% NTS 13/09/23 EUR1000	0.57
NIDDA HEALTHCARE HLDGS 3.5% BDS 30/09/24 EUR100000	0.56
VALEANT PHARMACEUTICALS INTL INC 4.5% BDS 15/05/23 EUR100000 REG S	0.49
IQVIA HLDGS INC 3.25% BDS 15/03/25 EUR 100000	0.48

Holdings	(%)
THYSENKRUPP AG 2.875% BDS 22/02/24 EUR1000	0.48
FIAT CHRYSLER FINANCE EUROPE 4.75% MTN 15/07/22 EUR100000	0.48
NETFLIX INC 3.625% BDS 15/05/27 EUR10000	0.47
ALTICE FRANCE SA 8% BDS 15/05/27 EUR1000	0.47
TEVA PHARMACEUTICAL FINANCE BV 1.125% BDS 15/10/24 EUR100000	0.46

\* Data supplied by fund managers regarding fixed interests funds may not specify yield type. As the provision of redemption yield is an FCA regulatory requirement Novia assumes these are used.

## Important Information

Performance details and yields are as at 30/09/2020. Performance figures are inclusive of net reinvested income. Source: FE. This document is designed only for professional investors and experienced advisers. The value of investments and the income gained may fluctuate. Investors may not get back the full amount invested. Past performance is not a guide to the future.