

Schroder Strategic Credit L Acc

Fund Information

Sector

IA Sterling Strategic Bond

Manager's Name

Peter Harvey

Date Manager Appointed

Apr 2006

Launch Date

Apr 2006

Fund Size(£m)

£812.58

Yield* (See page2)

4.49 %

XD Dates

Jul 01, Jan 02

Last Distribution

01/07/20 (XD Date)

28/08/20 (Pay Date)

4.05(Distribution)

OCF

0.67 %

Morningstar Analyst Rating

N/A

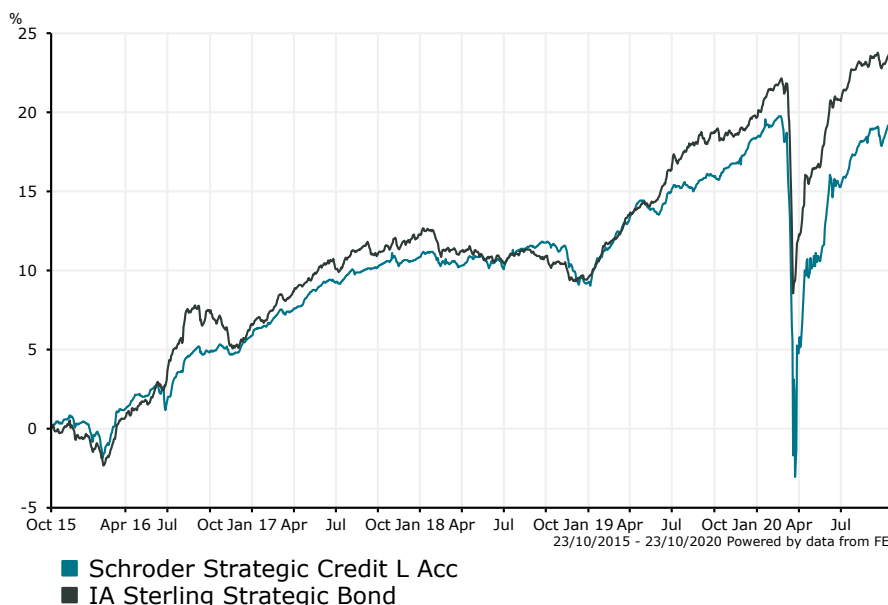
FE Crown Rating


Fund Aim

The fund aims to provide income and capital growth in excess of 3 Month GBP LIBOR (or an equivalent reference rate) (after fees have been deducted) over a 3 to 5 year period by investing in bonds of UK and European companies but this cannot be guaranteed and your capital is at risk. The fund is actively managed and invests at least 80% of its assets in bonds denominated in sterling (or in other currencies and hedged back into sterling) issued by companies in the UK and Europe. The fund may also invest in bonds issued by companies worldwide and by governments, government agencies and supra-nationals. The fund may invest more than 50% of its assets in below investment grade bonds (as measured by Standard & Poor's or any other equivalent credit rating agencies) or in unrated bonds. The fund may also invest directly or indirectly in other securities (including in other asset classes), countries, regions, industries or currencies, collective investment schemes (including Schroder funds), warrants and money market instruments, and hold cash. The fund may use derivatives with the aim of achieving investment gains, reducing risk or managing the fund more efficiently. The Fund may use leverage and take short positions.

Sector: IA Sterling Strategic Bond

Performance



Discrete Performance - 12 months to 31/12/19

	2019	2018	2017	2016	2015
Fund	8.39	-1.47	4.73	5.37	2.45
Stock Sector Average	9.26	-2.49	5.31	7.33	-0.19

Cumulative Performance to 30/09/20

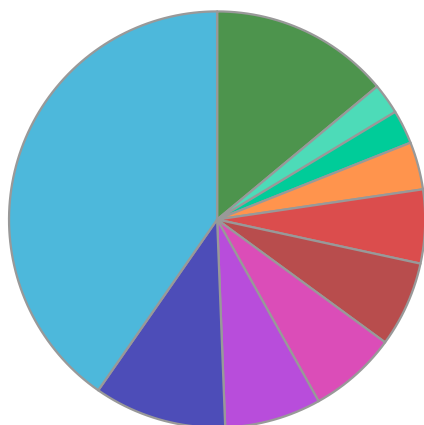
	1 Yr	2 Yrs	3 Yrs	4 Yrs	5 Yrs
Fund	1.91	5.70	7.19	12.71	19.29
Stock Sector Average	3.59	10.93	10.81	14.43	24.00

Performance Analysis - Annualised 3 years

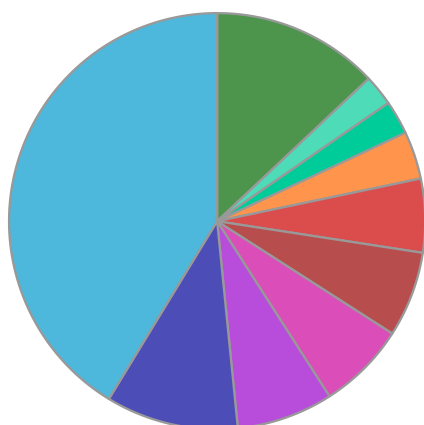
	Growth Rate %	Volatility	Alpha	Beta	Sharpe
Fund	2.34	7.96	-2.17	1.35	0.00
Stock Sector Average	3.48	5.72	0.00	1.00	0.00

Schroder **Strategic Credit L Acc**

Fund Composition



	(%)
UK	40.32
Germany	10.30
France	7.49
Netherlands	6.84
USA	6.65
Italy	5.72
Luxembourg	3.70
Sweden	2.63
Spain	2.39
Others	13.96



	(%)
UK Fixed Interest	41.29
German Fixed Interest	10.30
French Fixed Interest	7.49
Dutch Fixed Interest	6.84
US Fixed Interest	6.65
Italian Fixed Interest	5.72
Luxembourg Fixed Interest	3.70
Swedish Fixed Interest	2.63
Spanish Fixed Interest	2.39
Others	12.99

Largest Holdings

Holdings	(%)
NUMERICABLE SFR 7.375% BDS 01/05/26 USD200000	1.69
KONINKLIJKE KPN NV 7% BDS 28/03/73 USD1000144A	1.52
MERLIN ENTERTAINMENTS PLC 5.75% BDS 15/06/26 USD200000	1.45
PINEWOOD FINANCE LTD 3.25% BDS 30/09/25 GBP100000	1.43
NIDDA HEALTHCARE HLDGS 3.5% BDS 30/09/24 EUR100000 144A	1.35

Holdings	(%)
QUILTER PLC 4.478% NTS 28/02/28 GBP200000	1.34
RL FINANCE BONDS 6.1250 30/11/2043 REGS	1.22
SAINSBURY(J) 2.875% UNDATED BDS GBP100000	1.19
TALK TALK TELECOM GROUP PLC 3.875% BDS 20/02/25 GBP100000	1.10
NH HOTEL GROUP SA 3.75% MTN 01/10/23 EUR100000	1.09

* Data supplied by fund managers regarding fixed interests funds may not specify yield type. As the provision of redemption yield is an FCA regulatory requirement Novia assumes these are used.

Important Information

Performance details and yields are as at 30/09/2020. Performance figures are inclusive of net reinvested income. Source: FE. This document is designed only for professional investors and experienced advisers. The value of investments and the income gained may fluctuate. Investors may not get back the full amount invested. Past performance is not a guide to the future.