

## LF Lindsell Train UK Equity Inc

### Fund Information

**Sector**

IA UK All Companies

**Manager's Name**

Nick Train

**Date Manager Appointed**

Jul 2006

**Launch Date**

Jul 2006

**Fund Size(£m)**

£6292.16

**Yield\*** (See page2)

2.02 %

**XD Dates**

Jun 01, Dec 02

**Last Distribution**

01/06/20 (XD Date)

30/09/20 (Pay Date)

3.48(Distribution)

**OCF**

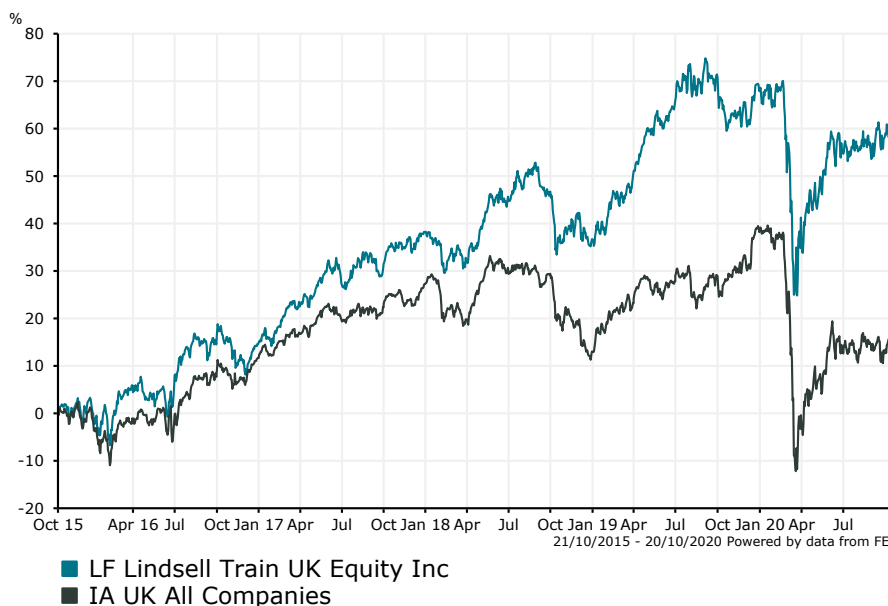
0.65 %

### Fund Aim

To achieve capital and income growth and provide a total return in excess of the FTSE All-Share Total Return Index, over any five-year period, after all costs and charges have been taken. Capital invested is at risk and there is no guarantee the objective will be achieved over any time period.

**Sector:** IA UK All Companies

### Performance


**Morningstar Analyst Rating**

Bronze

**FE Crown Rating**

**Discrete Performance - 12 months to 31/12/19**

	2019	2018	2017	2016	2015
Fund	22.81	-1.09	20.66	11.30	11.49
Stock Sector Average	22.24	-11.19	13.99	10.82	4.86

**Cumulative Performance to 30/09/20**

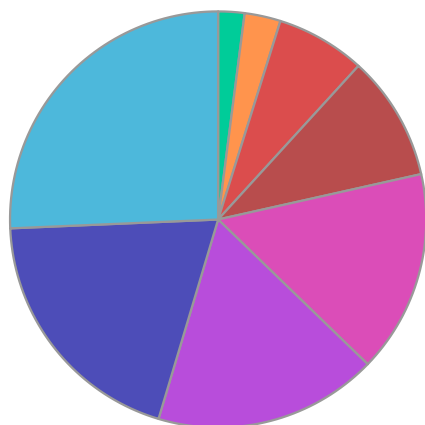
	1 Yr	2 Yrs	3 Yrs	4 Yrs	5 Yrs
Fund	-7.62	8.04	21.65	38.29	65.20
Stock Sector Average	-12.76	-12.78	-7.95	4.61	16.90

**Performance Analysis - Annualised 3 years**

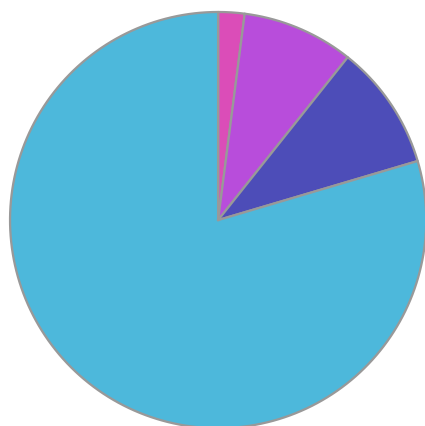
	Growth Rate %	Volatility	Alpha	Beta	Sharpe
Fund	6.75	12.04	8.27	0.55	0.27
Stock Sector Average	-2.72	16.89	0.00	1.00	-0.01

**LF Lindsell Train UK Equity Inc**

**Fund Composition**



	(%)
Financials	25.68
Beverages	19.70
Consumer Goods	17.39
Media	15.74
Foods	9.72
Software	6.94
Leisure	2.80
Money Market	2.04



	(%)
UK Equities	79.58
US Equities	9.72
Europe ex UK Equities	8.66
Money Market	2.04

**Largest Holdings**

Holdings	(%)
LONDON STOCK EXCHANGE GROUP	9.97
RELX NV	9.93
UNILEVER	9.90
DIAGEO	9.73
MONDELEZ INTL INC	9.72

Holdings	(%)
SCHRODERS PLC	7.49
BURBERRY GROUP	7.14
SAGE GROUP	6.94
HARGREAVES LANSDOWN PLC	6.49
HEINEKEN HLDG NV	5.00

\* Data supplied by fund managers regarding fixed interests funds may not specify yield type. As the provision of redemption yield is an FCA regulatory requirement Novia assumes these are used.

**Important Information**

Performance details and yields are as at 30/09/2020. Performance figures are inclusive of net reinvested income. Source: FE. This document is designed only for professional investors and experienced advisers. The value of investments and the income gained may fluctuate. Investors may not get back the full amount invested. Past performance is not a guide to the future.