

## DMS Verbatim Multi-Index Pfl 5

### Fund Information

**Sector**

IA Mixed Investment 40-85% Shares

**Manager's Name**

Ronan Kearney

**Date Manager Appointed**

Aug 2019

**Launch Date**

Oct 2010

**Fund Size(£m)**

£54.47

**Yield\*** (See page2)

0.00 %

**XD Dates**

Jun 01, Dec 02

**Last Distribution**

01/06/20 (XD Date)

31/07/20 (Pay Date)

0.01(Distribution)

**OCF**

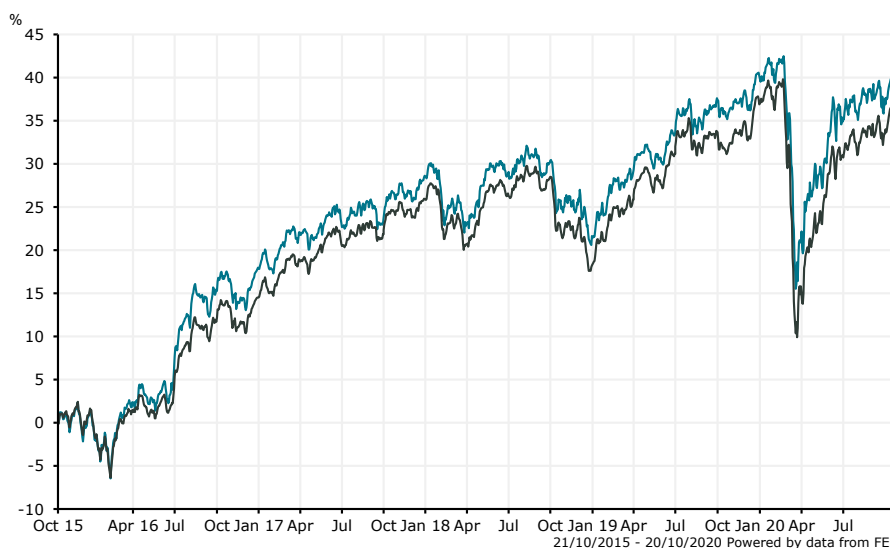
0.61 %

### Fund Aim

The Fund will use a broadly cautious balanced strategy with the aim of achieving capital growth over the medium to longer term.

**Sector:** IA Mixed Investment 40-85% Shares

### Performance



■ DMS Verbatim Multi-Index Pfl 5  
 ■ IA Mixed Investment 40-85% Shares

**Morningstar Analyst Rating**

N/A

**FE Crown Rating**

**Discrete Performance - 12 months to 31/12/19**

	2019	2018	2017	2016	2015
Fund	15.26	-5.43	9.03	16.60	1.98
Stock Sector Average	15.78	-6.11	9.98	12.87	2.66

**Cumulative Performance to 30/09/20**

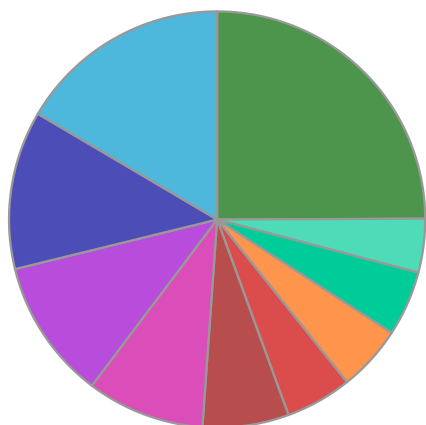
	1 Yr	2 Yrs	3 Yrs	4 Yrs	5 Yrs
Fund	-0.03	5.76	11.77	19.15	43.21
Stock Sector Average	-0.19	4.00	9.56	19.52	37.92

**Performance Analysis - Annualised 3 years**

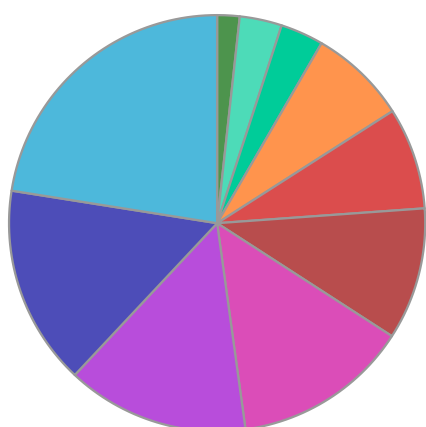
	Growth Rate %	Volatility	Alpha	Beta	Sharpe
Fund	3.78	10.30	0.83	0.94	0.03
Stock Sector Average	3.09	10.81	0.00	1.00	0.00

**DMS Verbatim Multi-Index Pfl 5**

**Fund Composition**



	(%)
Financials	16.52
Government Bonds	12.31
Industrials	10.89
Money Market	9.15
Technology	6.70
Health Care	5.15
Consumer Goods	5.11
Consumer Services	5.06
Government Agency Bonds	4.17
Others	24.94



	(%)
North American Equities	22.50
UK Equities	15.51
Money Market	14.17
UK Property	13.69
UK Corporate Fixed Interest	10.27
Asia Pacific ex Japan Equities	7.91
Global Fixed Interest	7.58
Global Emerging Market Equities	3.35
Japanese Equities	3.28
Europe ex UK Equities	1.74

**Largest Holdings**

Holdings	(%)
ISHARES NORTH AMERICAN EQUITY INDEX (UK) L ACC	19.94
FORTEM CAP RE IN TRACK-IGBP	13.48
ISHARES CORPORATE BOND INDEX (UK) L ACC	10.03
ISHARES PACIFIC EX JAPAN EQUITY INDEX (UK) L ACC	7.98
VANGUARD GLOBAL BOND INDEX INSTITUTIONAL PLUS HEDGED ACC GBP	7.42

Holdings	(%)
ISHARES UK EQUITY INDEX (UK) L ACC	6.08
VANGUARD EMERGING MARKETS STOCK INDEX INSTITUTIONAL PLUS ACC GBP	5.17
VANGUARD FTSE U.K. ALL SHARE INDEX UNIT TRUST INSTITUTIONAL PLUS ACC GBP	4.69
JPMORGAN ASSET MGMT(EUROPE)S.A.R.L. STERLING LIQ W ACC	3.67

\* Data supplied by fund managers regarding fixed interests funds may not specify yield type. As the provision of redemption yield is an FCA regulatory requirement Novia assumes these are used.

**Important Information**

Performance details and yields are as at 30/09/2020. Performance figures are inclusive of net reinvested income. Source: FE. This document is designed only for professional investors and experienced advisers. The value of investments and the income gained may fluctuate. Investors may not get back the full amount invested. Past performance is not a guide to the future.