

## Liontrust UK Sm Cos I Inc

### Fund Information

**Sector**

IA UK Smaller Companies

**Manager's Name**

 Anthony Cross  
 Julian Fosh  
 Victoria Stevens  
 Matthew Tonge

**Date Manager Appointed**

Jan 1998

**Launch Date**

Jan 2013

**Fund Size (£m)**

£1148.48

**Yield\*** (See page2)

0.34 %

**XD Dates**

May 01

**Last Distribution**

 01/05/20 (XD Date)  
 30/06/20 (Pay Date)  
 5.63(Distribution)

**OCF**

1.36 %

**Morningstar Analyst Rating**

Bronze

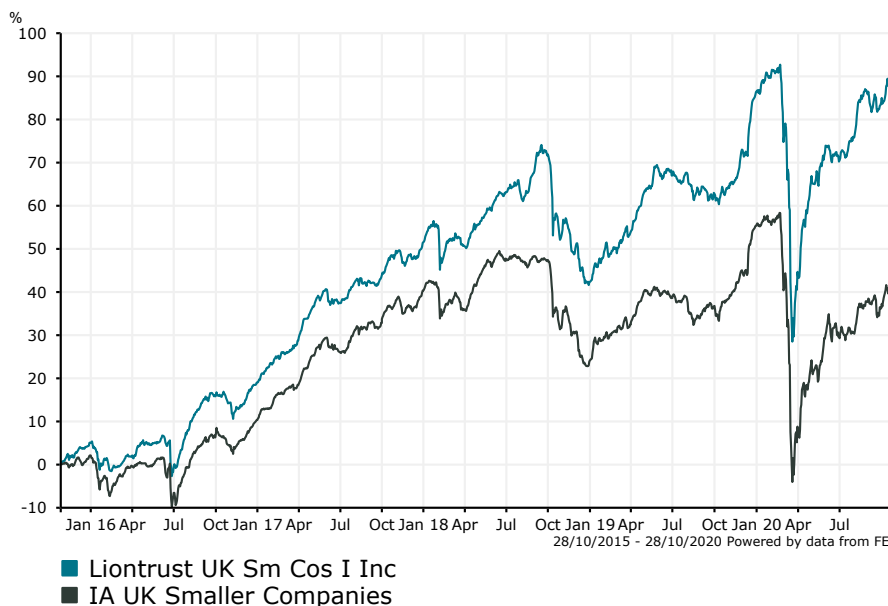
**FE Crown Rating**


### Fund Aim

The Fund aims to deliver capital growth over the long term (5 years or more).

**Sector:** IA UK Smaller Companies

### Performance



#### Discrete Performance - 12 months to 31/12/19

|                      | 2019  | 2018   | 2017  | 2016  | 2015  |
|----------------------|-------|--------|-------|-------|-------|
| Fund                 | 30.99 | -6.04  | 27.21 | 13.27 | 23.80 |
| Stock Sector Average | 25.34 | -11.70 | 27.18 | 8.05  | 14.86 |

#### Cumulative Performance to 30/09/20

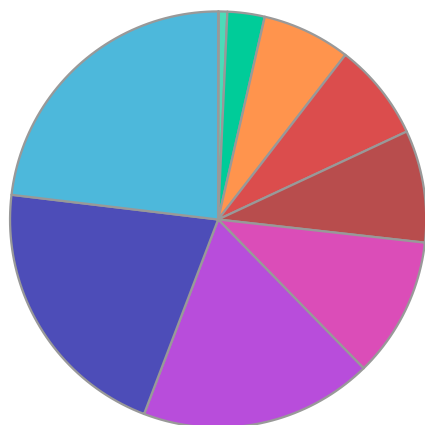
|                      | 1 Yr  | 2 Yrs | 3 Yrs | 4 Yrs | 5 Yrs |
|----------------------|-------|-------|-------|-------|-------|
| Fund                 | 12.81 | 7.13  | 28.24 | 58.76 | 88.95 |
| Stock Sector Average | -0.37 | -7.46 | 2.50  | 28.13 | 38.10 |

#### Performance Analysis - Annualised 3 years

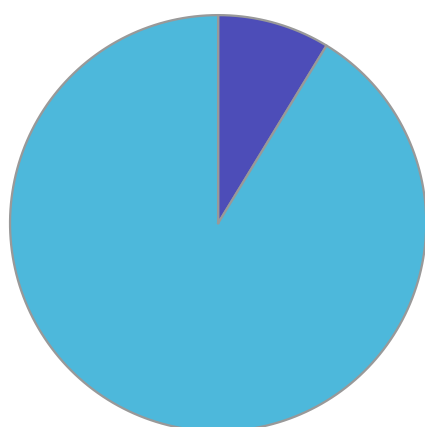
|                      | Growth Rate % | Volatility | Alpha | Beta | Sharpe |
|----------------------|---------------|------------|-------|------|--------|
| Fund                 | 8.64          | 18.69      | 7.68  | 0.90 | 0.28   |
| Stock Sector Average | 0.83          | 20.19      | 0.00  | 1.00 | -0.01  |

Liontrust **UK Sm Cos I Inc**

**Fund Composition**



|                    | (%)   |
|--------------------|-------|
| Industrials        | 23.10 |
| Technology         | 21.10 |
| Financials         | 18.11 |
| Consumer Goods     | 10.90 |
| Money Market       | 8.72  |
| Consumer Services  | 7.58  |
| Health Care        | 6.87  |
| Telecommunications | 2.89  |
| Basic Materials    | 0.66  |
| Oil & Gas          | 0.05  |



|              | (%)   |
|--------------|-------|
| UK Equities  | 91.28 |
| Money Market | 8.72  |

**Largest Holdings**

| Holdings                 | (%)  |
|--------------------------|------|
| CLIPPER LOGISTICS PLC    | 3.09 |
| DOTDIGITAL GROUP PLC     | 3.06 |
| YOUGOV                   | 3.05 |
| IMIMOBILE PLC            | 2.93 |
| GAMMA COMMUNICATIONS PLC | 2.89 |

| Holdings                           | (%)  |
|------------------------------------|------|
| IOMART GROUP                       | 2.36 |
| MORTGAGE ADVICE BUREAU (HLDGS) PLC | 2.28 |
| GLOBALDATA PLC                     | 2.27 |
| RWS HLDGS                          | 2.25 |
| FOCUSRITE PLC                      | 2.05 |

\* Data supplied by fund managers regarding fixed interests funds may not specify yield type. As the provision of redemption yield is an FCA regulatory requirement Novia assumes these are used.

**Important Information**

Performance details and yields are as at 30/09/2020. Performance figures are inclusive of net reinvested income. Source: FE. This document is designed only for professional investors and experienced advisers. The value of investments and the income gained may fluctuate. Investors may not get back the full amount invested. Past performance is not a guide to the future.