

## Liontrust Global Income I Inc

### Fund Information

#### Sector

IA Global Equity Income

#### Manager's Name

James Inglis-Jones  
Samantha Gleave

#### Date Manager Appointed

Mar 2009

#### Launch Date

Nov 2010

#### Fund Size (£m)

£107.01

#### Yield\* (See page2)

6.01 %

#### XD Dates

Jul 01, Jan 02

#### Last Distribution

01/07/20 (XD Date)  
31/08/20 (Pay Date)  
3.54(Distribution)

#### OCF

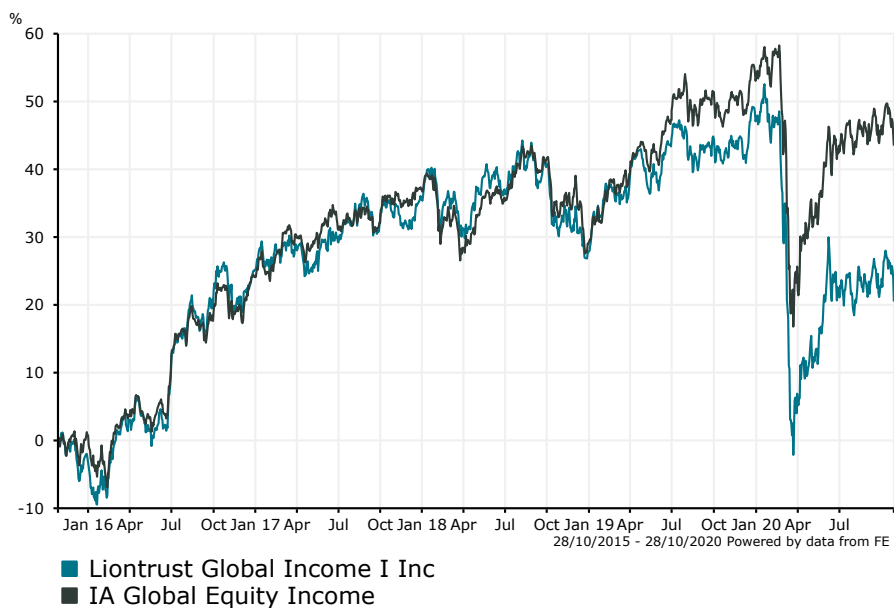
0.90 %

### Fund Aim

The Fund aims to deliver a high level of income with potential for capital growth over the long term (5 years or more). Income Target Benchmark - The Fund aims to deliver a net target yield of at least the net yield of the MSCI World Index each year.

Sector: IA Global Equity Income

### Performance



#### Discrete Performance - 12 months to 31/12/19

	2019	2018	2017	2016	2015
Fund	15.11	-5.84	8.42	28.51	-4.42
Stock Sector Average	18.63	-5.83	10.37	23.21	1.53

#### Cumulative Performance to 30/09/20

	1 Yr	2 Yrs	3 Yrs	4 Yrs	5 Yrs
Fund	-15.36	-12.63	-7.15	2.48	28.88
Stock Sector Average	-3.91	2.85	10.04	23.60	54.09

#### Performance Analysis - Annualised 3 years

	Growth Rate %	Volatility	Alpha	Beta	Sharpe
Fund	-2.44	15.90	-5.75	1.19	-0.01
Stock Sector Average	3.24	12.66	0.00	1.00	0.00

#### Morningstar Analyst Rating

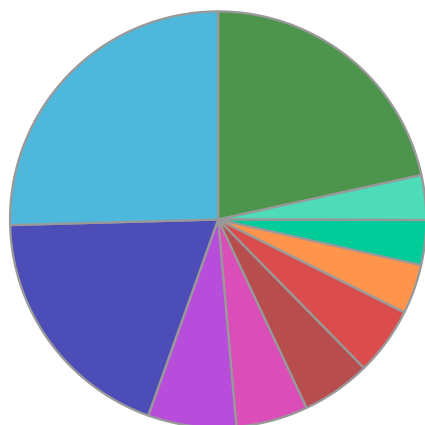
N/A

#### FE Crown Rating

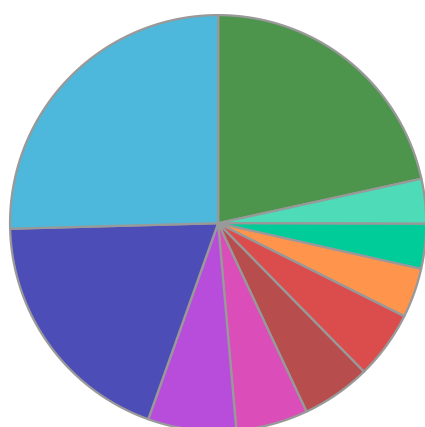


Liontrust **Global Income I Inc**

**Fund Composition**



	(%)
US Equities	25.42
UK Equities	19.12
Swedish Equities	6.85
Canadian Equities	5.58
French Equities	5.37
Italian Equities	5.27
Australian Equities	3.85
Swiss Equities	3.48
South African Equities	3.47
Others	21.57



	(%)
USA	25.42
UK	19.12
Sweden	6.85
Canada	5.58
France	5.37
Italy	5.27
Australia	3.85
Switzerland	3.48
South Africa	3.47
Others	21.57

**Largest Holdings**

Holdings	(%)
RIO TINTO	4.30
AXFOOD AB	4.17
TARGET CORP	4.11
KIMBERLY-CLARK CORP	3.72
AMGEN INC	3.66

Holdings	(%)
ROCHE HLDG AG	3.48
ANGLO AMERICAN	3.35
GENWORTH MI CANADA INC	3.34
3I GROUP PLC ORD	3.10
ASHMORE GROUP PLC	2.96

\* Data supplied by fund managers regarding fixed interests funds may not specify yield type. As the provision of redemption yield is an FCA regulatory requirement Novia assumes these are used.

**Important Information**

Performance details and yields are as at 30/09/2020. Performance figures are inclusive of net reinvested income. Source: FE. This document is designed only for professional investors and experienced advisers. The value of investments and the income gained may fluctuate. Investors may not get back the full amount invested. Past performance is not a guide to the future.