

Liontrust European Growth I I

Fund Information

Sector

IA Europe Excluding UK

Manager's Name

 James Inglis-Jones
Samantha Gleave

Date Manager Appointed

Nov 2006

Launch Date

Nov 2010

Fund Size(£m)

£110.69

Yield* (See page2)

1.61 %

XD Dates

May 01

Last Distribution

01/05/20 (XD Date)

30/06/20 (Pay Date)

3.30(Distribution)

OCF

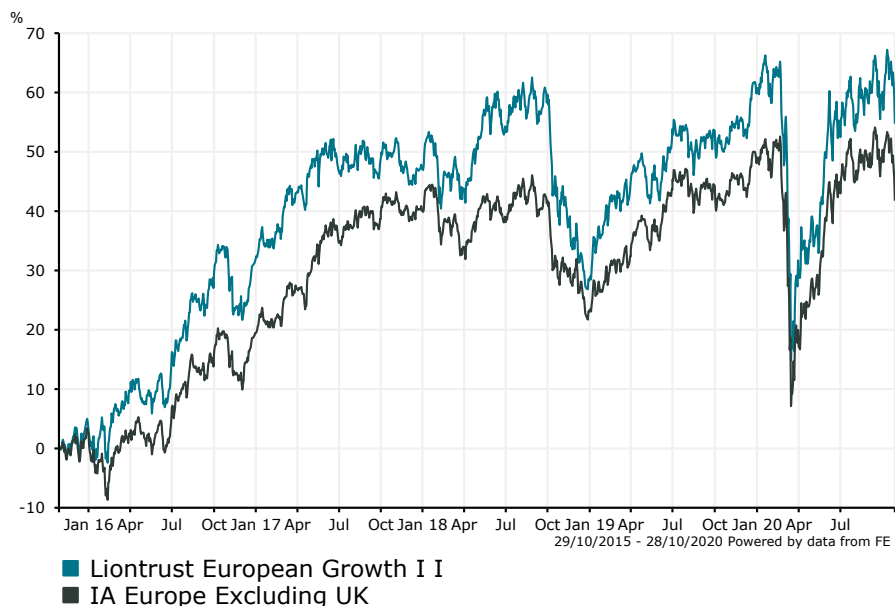
0.90 %

Fund Aim

The Fund aims to deliver capital growth over the long-term (5 years or more).

Sector: IA Europe Excluding UK

Performance



Discrete Performance - 12 months to 31/12/19

	2019	2018	2017	2016	2015
Fund	24.56	-12.82	11.80	26.23	8.85
Stock Sector Average	20.33	-12.16	17.29	16.41	9.27

Cumulative Performance to 30/09/20

	1 Yr	2 Yrs	3 Yrs	4 Yrs	5 Yrs
Fund	3.50	0.37	7.22	25.08	62.55
Stock Sector Average	3.06	5.28	7.27	30.74	54.80

Performance Analysis - Annualised 3 years

	Growth Rate %	Volatility	Alpha	Beta	Sharpe
Fund	2.35	14.82	0.12	0.99	0.00
Stock Sector Average	2.37	14.03	0.00	1.00	0.00

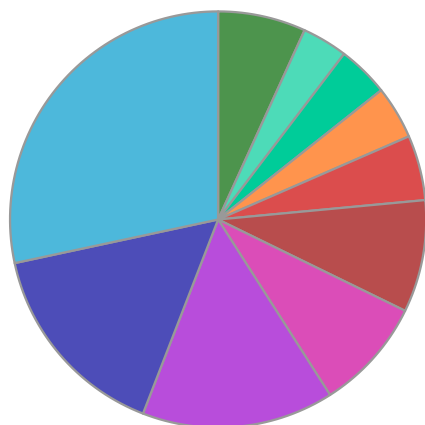
Morningstar Analyst Rating

N/A

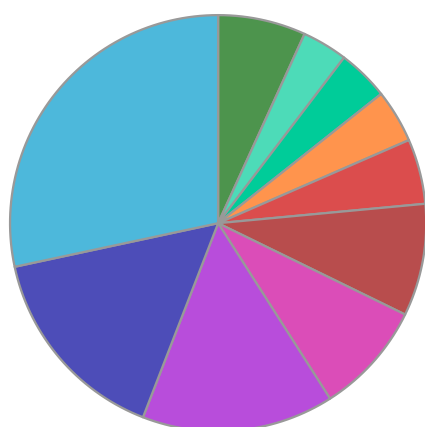
FE Crown Rating


Liontrust **European Growth II**

Fund Composition



	(%)
Danish Equities	28.36
Swedish Equities	15.76
French Equities	14.92
Italian Equities	8.73
Dutch Equities	8.72
German Equities	5.05
Finnish Equities	4.13
Swiss Equities	3.98
Spanish Equities	3.53
Others	6.82



	(%)
Denmark	28.36
Sweden	15.76
France	14.92
Italy	8.73
Netherlands	8.72
Germany	5.05
Finland	4.13
Switzerland	3.98
Spain	3.53
Others	6.82

Largest Holdings

Holdings	(%)
ATLAS COPCO AB	5.68
PANDORA AS	5.42
ASML Holding NV	5.34
NOVO NORDISK A/S	4.64
SIMCORP	4.41

Holdings	(%)
ELISA OYJ	4.13
ROYAL UNIBREW A/S	4.06
ROCHE HLDG AG	3.98
COLOPLAST B	3.92
AP MOLLER-MAERSK A/S	3.62

* Data supplied by fund managers regarding fixed interests funds may not specify yield type. As the provision of redemption yield is an FCA regulatory requirement Novia assumes these are used.

Important Information

Performance details and yields are as at 30/09/2020. Performance figures are inclusive of net reinvested income. Source: FE. This document is designed only for professional investors and experienced advisers. The value of investments and the income gained may fluctuate. Investors may not get back the full amount invested. Past performance is not a guide to the future.