

L&G Ethical Trust I Inc

Fund Information

Sector

IA UK All Companies

Manager's Name

Index Fund Management Team

Date Manager Appointed

Sep 2013

Launch Date

Jul 1999

Fund Size(£m)

£257.21

Yield* (See page2)

3.00 %

XD Dates

Jun 15, Dec 13

Last Distribution

15/06/20 (XD Date)

12/08/20 (Pay Date)

0.59(Distribution)

OCF

0.25 %

Morningstar Analyst Rating

N/A

FE Crown Rating

Fund Aim

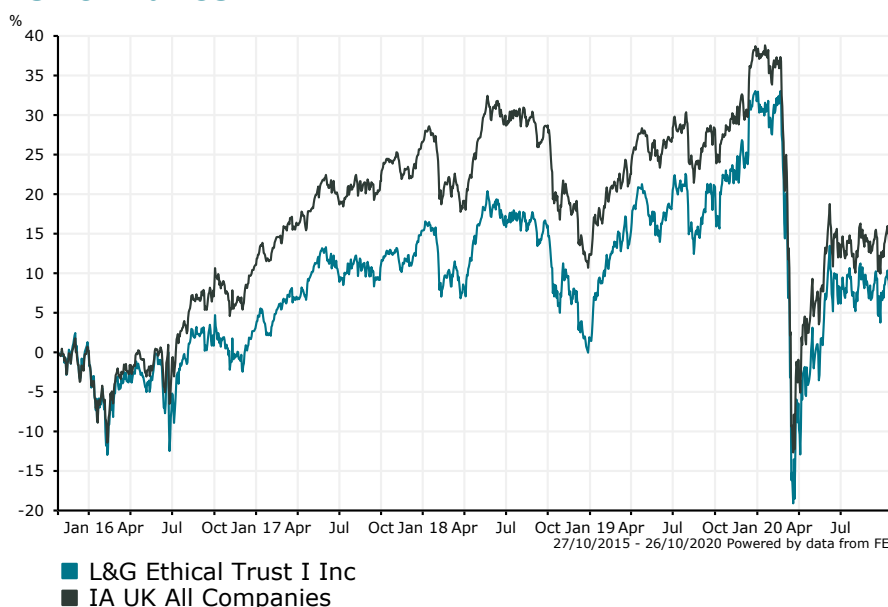
The objective of this fund is to provide growth by investing in a portfolio of companies whose business meets a range of ethical and environmental guidelines. (You can find details of these guidelines in the fund's Prospectus or in The Legal & General Ethical Trust - Who's in and Who's out document.)

The fund will invest almost entirely in company shares. These shares will be from companies in the FTSE 350 Index whose business meets the ethical and environmental guidelines of the fund. The Index consists of shares of the 350 largest companies listed on the UK stock market. The amount of shares held from each company will be in proportion to the company's size. However, no one company can make up more than one tenth of the fund's value. The fund is managed with reference to the FTSE 350. The fund is managed closely to that benchmark after allowing for the removal of companies that do not meet its objective. The fund may use derivatives (contracts which have a value linked to the price of another asset) to:

- reduce risk or cost;
- or • generate additional capital or income with no, or an acceptably low, level of risk

Sector: IA UK All Companies

Performance



Discrete Performance - 12 months to 31/12/19

	2019	2018	2017	2016	2015
Fund	29.27	-11.69	11.99	2.42	9.37
Stock Sector Average	22.24	-11.19	13.99	10.82	4.86

Cumulative Performance to 30/09/20

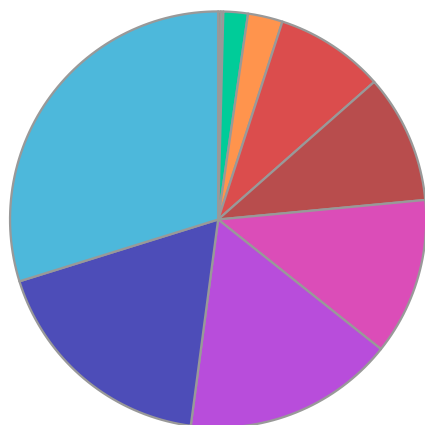
	1 Yr	2 Yrs	3 Yrs	4 Yrs	5 Yrs
Fund	-11.95	-7.91	-3.69	5.71	11.60
Stock Sector Average	-12.76	-12.78	-7.95	4.61	16.90

Performance Analysis - Annualised 3 years

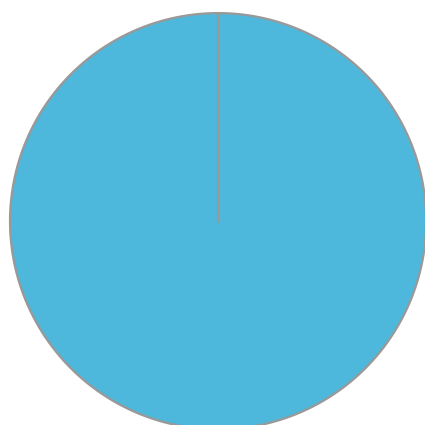
	Growth Rate %	Volatility	Alpha	Beta	Sharpe
Fund	-1.25	17.99	1.78	1.05	-0.01
Stock Sector Average	-2.72	16.89	0.00	1.00	-0.01

L&G Ethical Trust I Inc

Fund Composition



	(%)
Financials	29.80
Consumer Services	18.10
Industrials	16.40
Health Care	12.20
Basic Materials	10.00
Consumer Goods	8.50
Utilities	2.70
Technology	1.90
Oil & Gas	0.20
Telecommunications	0.20



	(%)
UK Equities	100.00

Largest Holdings

Holdings	(%)
ASTRAZENECA PLC	9.70
HSBC HLDGS	5.90
DIAGEO	5.20
RIO TINTO	4.50
BHP GROUP PLC	3.10

Holdings	(%)
PRUDENTIAL PLC	2.80
RELX PLC	2.80
LONDON STOCK EXCHANGE GROUP	2.40
EXPERIAN PLC	2.20
CRH	2.00

* Data supplied by fund managers regarding fixed interests funds may not specify yield type. As the provision of redemption yield is an FCA regulatory requirement Novia assumes these are used.

Important Information

Performance details and yields are as at 30/09/2020. Performance figures are inclusive of net reinvested income. Source: FE. This document is designed only for professional investors and experienced advisers. The value of investments and the income gained may fluctuate. Investors may not get back the full amount invested. Past performance is not a guide to the future.