

L&G UK 100 Index Trust I Inc

Fund Information

Sector

IA UK All Companies

Manager's Name

Index Fund Management Team

Date Manager Appointed

Sep 2013

Launch Date

Aug 2005

Fund Size (£m)

£1091.40

Yield* (See page2)

4.80 %

XD Dates

May 06, Nov 06

Last Distribution

06/05/20 (XD Date)

03/07/20 (Pay Date)

2.36(Distribution)

OCF

0.10 %

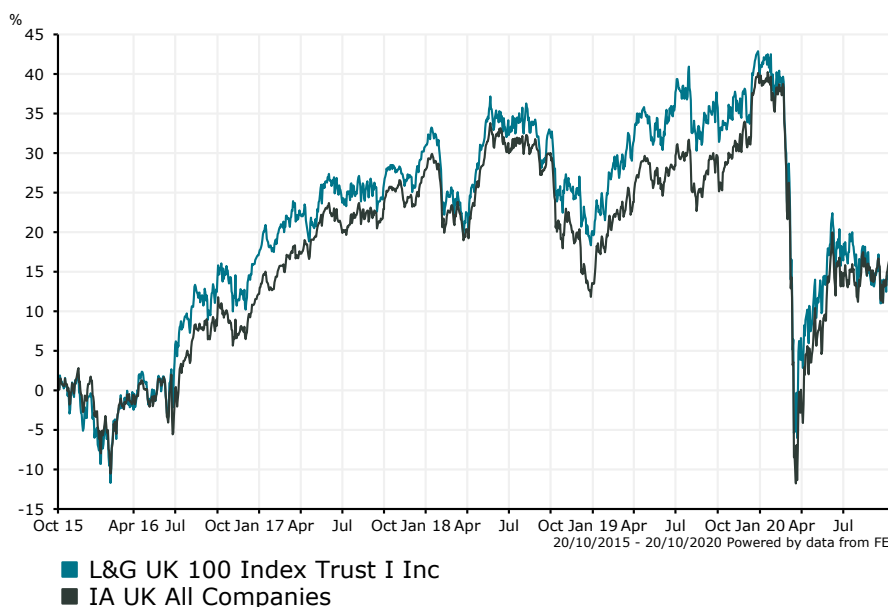
Fund Aim

The objective of this fund is to provide growth by tracking the performance of the FTSE 100 Index. The fund will invest almost entirely in company shares. The fund's investments will closely match those that make up the Index. The Index consists of shares of the 100 largest UK companies. The fund may use derivatives (contracts which have a value linked to the price of another asset) for the following purposes: •To help with efficient day to day management. •To reduce some of the risks of the market.

This fund may not be appropriate for investors who plan to withdraw their money within five years.

Sector: IA UK All Companies

Performance


Morningstar Analyst Rating

Bronze

FE Crown Rating
Discrete Performance - 12 months to 31/12/19

| | 2019 | 2018 | 2017 | 2016 | 2015 |
|----------------------|-------|--------|-------|-------|-------|
| Fund | 16.39 | -8.14 | 11.73 | 17.88 | -0.94 |
| Stock Sector Average | 22.24 | -11.19 | 13.99 | 10.82 | 4.86 |

Cumulative Performance to 30/09/20

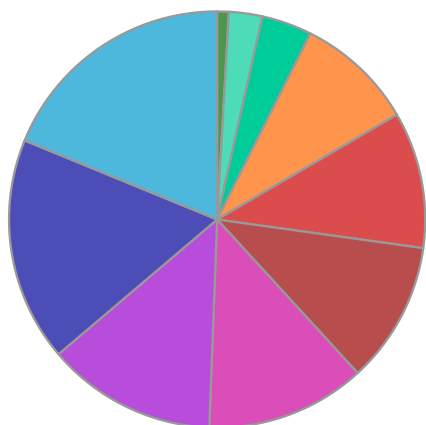
| | 1 Yr | 2 Yrs | 3 Yrs | 4 Yrs | 5 Yrs |
|----------------------|--------|--------|-------|-------|-------|
| Fund | -17.00 | -14.71 | -9.91 | 0.62 | 18.46 |
| Stock Sector Average | -12.76 | -12.78 | -7.95 | 4.61 | 16.90 |

Performance Analysis - Annualised 3 years

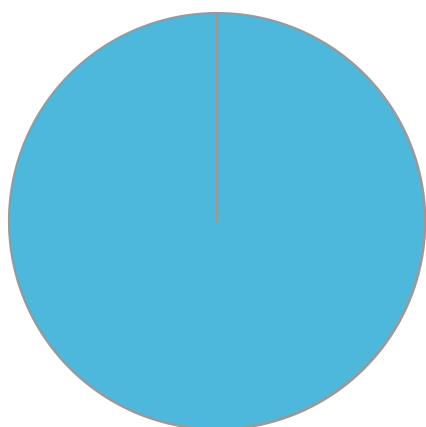
| | Growth Rate % | Volatility | Alpha | Beta | Sharpe |
|----------------------|---------------|------------|-------|------|--------|
| Fund | -3.42 | 13.95 | -1.45 | 0.80 | -0.01 |
| Stock Sector Average | -2.72 | 16.89 | 0.00 | 1.00 | -0.01 |

L&G UK 100 Index Trust I Inc

Fund Composition



| | (%) |
|--------------------|-------|
| Financials | 18.80 |
| Consumer Goods | 17.40 |
| Health Care | 13.20 |
| Consumer Services | 12.40 |
| Industrials | 11.00 |
| Basic Materials | 10.60 |
| Oil & Gas | 9.20 |
| Utilities | 3.90 |
| Telecommunications | 2.60 |
| Technology | 0.90 |



| | (%) |
|-------------|--------|
| UK Equities | 100.00 |

Largest Holdings

| Holdings | (%) |
|-----------------------|------|
| ASTRAZENECA PLC | 7.30 |
| ROYAL DUTCH SHELL PLC | 5.70 |
| GLAXOSMITHKLINE | 4.80 |
| HSBC HLDGS | 4.40 |
| DIAGEO | 3.90 |

| Holdings | (%) |
|-----------------------------|------|
| BRITISH AMERICAN TOBACCO | 3.80 |
| BP | 3.50 |
| RIO TINTO | 3.40 |
| UNILEVER | 3.20 |
| RECKITT BENCKISER GROUP PLC | 3.10 |

* Data supplied by fund managers regarding fixed interests funds may not specify yield type. As the provision of redemption yield is an FCA regulatory requirement Novia assumes these are used.

Important Information

Performance details and yields are as at 30/09/2020. Performance figures are inclusive of net reinvested income. Source: FE. This document is designed only for professional investors and experienced advisers. The value of investments and the income gained may fluctuate. Investors may not get back the full amount invested. Past performance is not a guide to the future.