

## L&G UK Index Trust I Acc

### Fund Information

**Sector**

IA UK All Companies

**Manager's Name**

Index Fund Management Team

**Date Manager Appointed**

Sep 2013

**Launch Date**

Oct 2005

**Fund Size(£m)**

£5620.14

**Yield\*** (See page2)

4.50 %

**XD Dates**

Apr 07, Oct 07

**Last Distribution**

07/04/20 (XD Date)

06/06/20 (Pay Date)

4.86(Distribution)

**OCF**

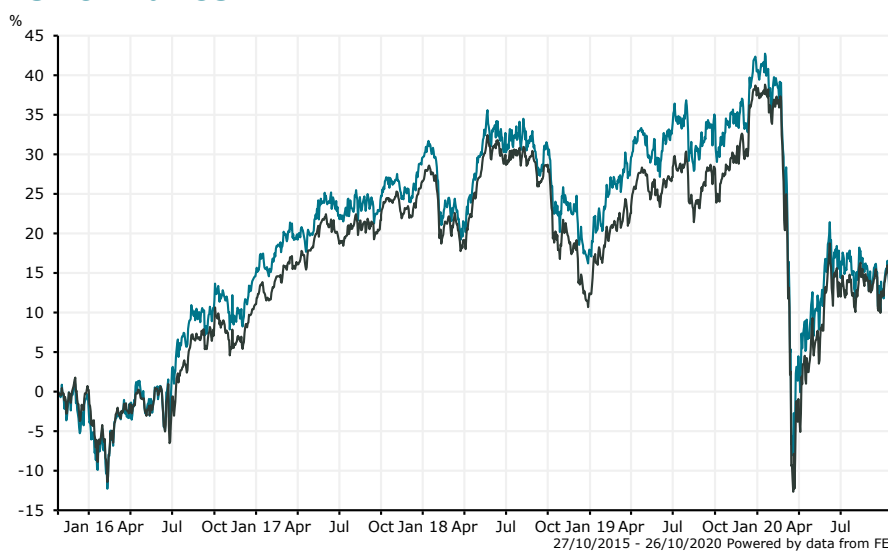
0.10 %

### Fund Aim

The objective of this fund is to provide growth by tracking the performance of the FTSE All-Share Index. The fund will invest almost entirely in company shares. The fund's investments will closely match those that make up the Index. The Index consists of a broad spread of UK company shares. The fund may use derivatives (contracts which have a value linked to the price of another asset) for the following purposes: •To help with efficient day to day management. •To reduce some of the risks of the market. This fund may not be appropriate for investors who plan to withdraw their money within five years.

**Sector:** IA UK All Companies

### Performance



■ L&G UK Index Trust I Acc  
■ IA UK All Companies

**Morningstar Analyst Rating**

Gold

**FE Crown Rating**

#### Discrete Performance - 12 months to 31/12/19

	2019	2018	2017	2016	2015
Fund	19.09	-8.93	13.05	15.79	1.28
Stock Sector Average	22.24	-11.19	13.99	10.82	4.86

#### Cumulative Performance to 30/09/20

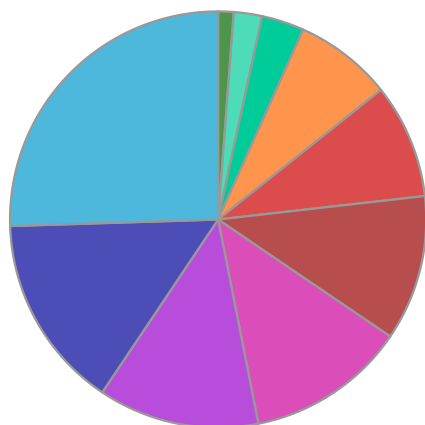
	1 Yr	2 Yrs	3 Yrs	4 Yrs	5 Yrs
Fund	-16.95	-14.54	-9.69	1.67	18.13
Stock Sector Average	-12.76	-12.78	-7.95	4.61	16.90

#### Performance Analysis - Annualised 3 years

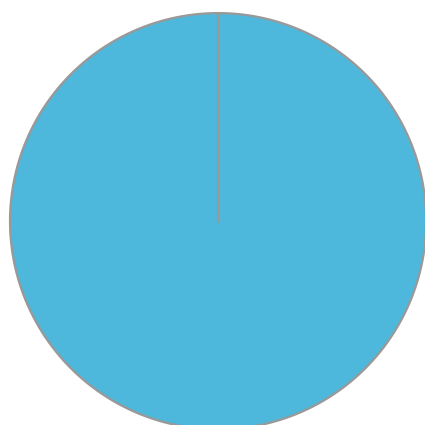
	Growth Rate %	Volatility	Alpha	Beta	Sharpe
Fund	-3.34	14.84	-1.15	0.86	-0.01
Stock Sector Average	-2.72	16.89	0.00	1.00	-0.01

**L&G UK Index Trust I Acc**

**Fund Composition**



	(%)
Financials	25.50
Consumer Goods	15.10
Industrials	12.50
Consumer Services	12.40
Health Care	11.30
Basic Materials	8.90
Oil & Gas	7.60
Utilities	3.30
Telecommunications	2.20
Technology	1.20



	(%)
UK Equities	100.00

**Largest Holdings**

Holdings	(%)
ASTRAZENECA PLC	5.80
ROYAL DUTCH SHELL PLC	4.50
GLAXOSMITHKLINE	3.90
HSBC HLDGS	3.50
DIAGEO	3.10

Holdings	(%)
BRITISH AMERICAN TOBACCO	3.00
BP	2.80
RIO TINTO	2.70
UNILEVER	2.60
RECKITT BENCKISER GROUP PLC	2.50

\* Data supplied by fund managers regarding fixed interests funds may not specify yield type. As the provision of redemption yield is an FCA regulatory requirement Novia assumes these are used.

**Important Information**

Performance details and yields are as at 30/09/2020. Performance figures are inclusive of net reinvested income. Source: FE. This document is designed only for professional investors and experienced advisers. The value of investments and the income gained may fluctuate. Investors may not get back the full amount invested. Past performance is not a guide to the future.