

Premier Liberation VII C Acc

Fund Information

Sector

IA Flexible Investment

Manager's Name

David Hambidge

Ian Rees

David Thornton

Simon Evan-Cook

Date Manager Appointed

Dec 2012

Launch Date

Nov 2010

Fund Size(£m)

£30.73

Yield* (See page2)

2.11 %

XD Dates

May 01, Nov 01

Last Distribution

01/05/20 (XD Date)

28/06/20 (Pay Date)

1.90(Distribution)

OCF

1.00 %

Morningstar Analyst Rating

N/A

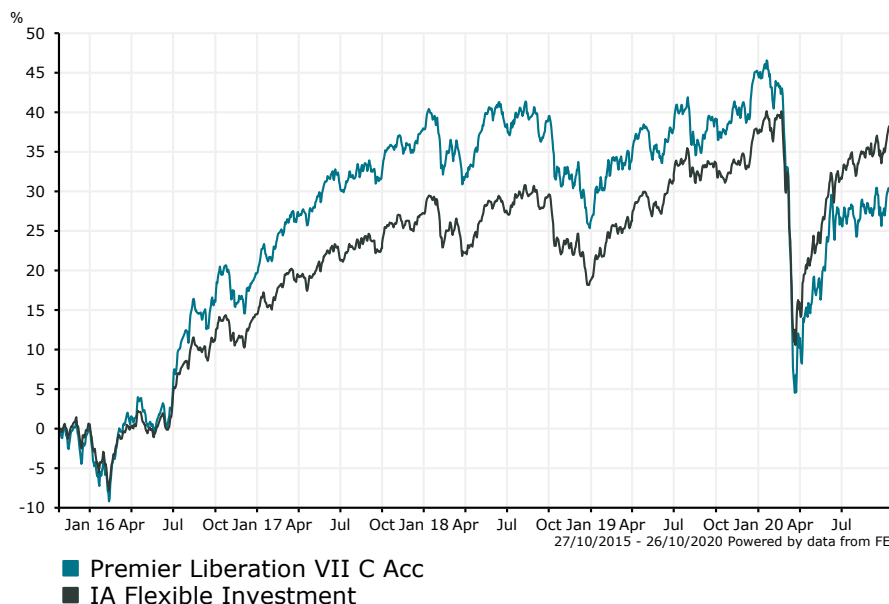
FE Crown Rating


Fund Aim

The aim of the Fund is to grow the value of your original investment over the long term.

Sector: IA Flexible Investment

Performance



Discrete Performance - 12 months to 31/12/19

	2019	2018	2017	2016	2015
Fund	14.97	-8.61	15.39	19.54	1.19
Stock Sector Average	15.66	-6.72	11.21	13.82	1.99

Cumulative Performance to 30/09/20

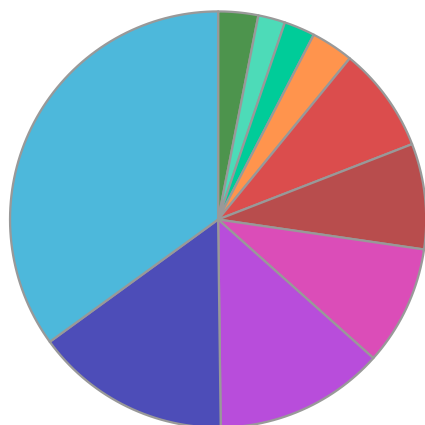
	1 Yr	2 Yrs	3 Yrs	4 Yrs	5 Yrs
Fund	-8.65	-8.43	-3.42	9.42	35.58
Stock Sector Average	0.88	4.15	9.75	21.30	41.26

Performance Analysis - Annualised 3 years

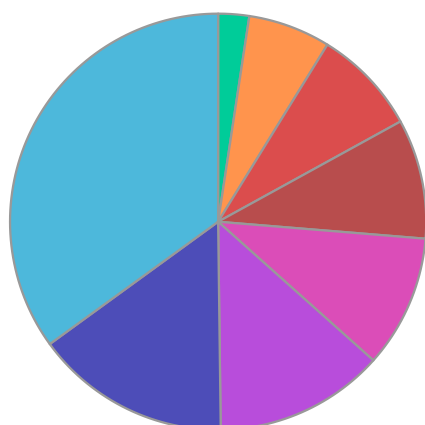
	Growth Rate %	Volatility	Alpha	Beta	Sharpe
Fund	-1.15	14.86	-4.78	1.31	-0.01
Stock Sector Average	3.15	11.00	0.00	1.00	0.00

Premier **Liberation VII C Acc**

Fund Composition



	(%)
UK Equities	35.00
Japanese Equities	15.20
Asia Pacific ex Japan Equities	13.20
Europe ex UK Equities	9.30
Global Emerging Market Equities	8.20
North American Equities	8.20
Global Fixed Interest	3.30
Money Market	2.40
Global Emerging Market Fixed Interest	2.10
Others	3.10



	(%)
UK	35.00
Japan	15.20
Asia Pacific ex Japan	13.20
Global Emerging Markets	10.30
Europe ex UK	9.30
North America	8.20
Not Specified	6.40
Money Market	2.40

Largest Holdings

Holdings	(%)
VANGUARD FUNDS PLC FTSE 250 UCITS ETF GBP DIS	10.00
ISHARES VII PLC FTSE 100 UCITS ETF GBP ACC (GBP)	9.56
ISHARES	8.18
LEGAL & GENERAL UCITS ETF PLC JAPAN EQUITY UCITS ETF USD ACC	7.82
INVESCO MARKETS PLC S&P 500 UCITS ETF A USD ACC	4.84

Holdings	(%)
VANGUARD FUNDS PLC FTSE DEV EURO EX UK UCIT ETF EUR DIS	4.49
LEGAL & GENERAL UCITS ETF PUBLIC LTD CO ASIA PACIFIC EX JAPAN EQ UCITS ETF GBX	4.46
SCHRODER SMALL CAP DISCOVERY Z INC	4.16
EASTSPRING INVESTMENTS SICAV	4.15
MONTANARO UK INCOME SEED GBP	4.09

* Data supplied by fund managers regarding fixed interests funds may not specify yield type. As the provision of redemption yield is an FCA regulatory requirement Novia assumes these are used.

Important Information

Performance details and yields are as at 30/09/2020. Performance figures are inclusive of net reinvested income. Source: FE. This document is designed only for professional investors and experienced advisers. The value of investments and the income gained may fluctuate. Investors may not get back the full amount invested. Past performance is not a guide to the future.