

## Lazard Multicap UK Income A Inc

### Fund Information

**Sector**

IA UK Equity Income

**Manager's Name**

Alan Clifford  
Alan Custis

**Date Manager Appointed**

Sep 2008

**Launch Date**

Mar 1971

**Fund Size (£m)**

£55.36

**Yield\*** (See page2)

4.59 %

**XD Dates**

Jul 01, Apr 01, Jan 02, Oct 01

**Last Distribution**

01/07/20 (XD Date)

28/08/20 (Pay Date)

4.63(Distribution)

**OCF**

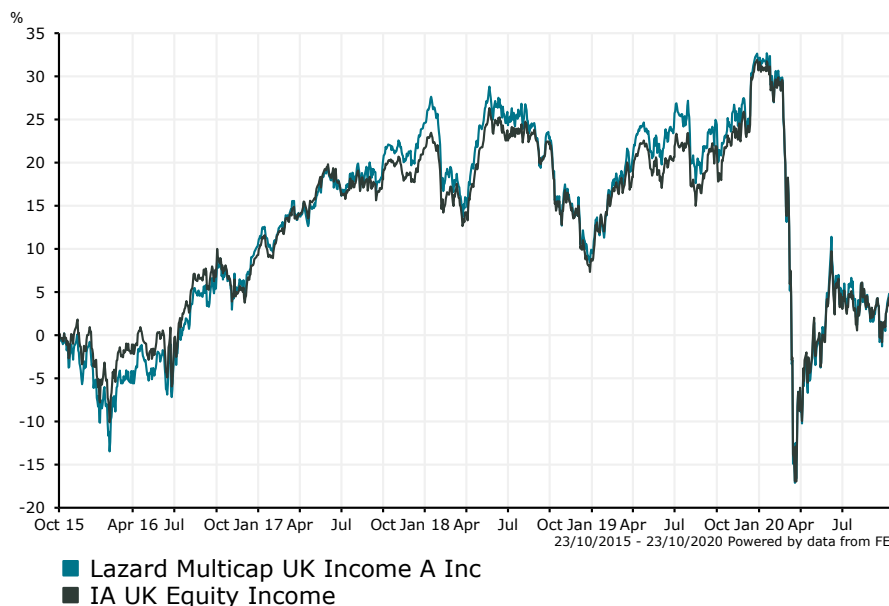
0.82 %

### Fund Aim

The objective of the Sub-Fund is to achieve income combined with capital growth.

**Sector:** IA UK Equity Income

### Performance



#### Discrete Performance - 12 months to 31/12/19

	2019	2018	2017	2016	2015
Fund	19.29	-11.77	12.99	11.75	4.51
Stock Sector Average	20.07	-10.54	11.32	8.84	6.20

#### Cumulative Performance to 30/09/20

	1 Yr	2 Yrs	3 Yrs	4 Yrs	5 Yrs
Fund	-19.30	-18.02	-15.76	-4.47	5.71
Stock Sector Average	-17.24	-17.38	-14.54	-5.49	5.27

#### Performance Analysis - Annualised 3 years

	Growth Rate %	Volatility	Alpha	Beta	Sharpe
Fund	-5.56	16.25	-0.48	1.00	-0.01
Stock Sector Average	-5.10	16.15	0.00	1.00	-0.01

**Morningstar Analyst Rating**

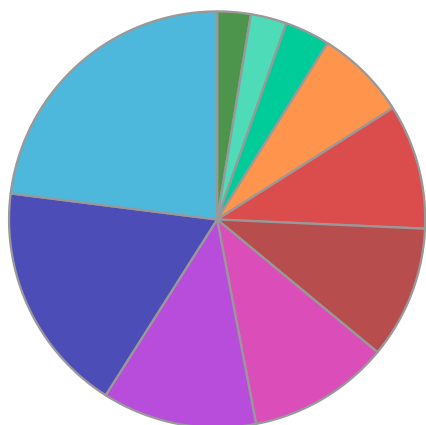
N/A

**FE Crown Rating**

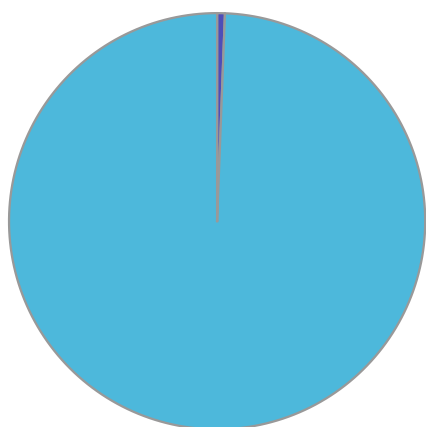


**Lazard Multicap UK Income A Inc**

**Fund Composition**



	(%)
Financials	23.00
Consumer Goods	18.00
Health Care	12.00
Industrials	11.00
Basic Materials	10.30
Consumer Services	9.70
Oil & Gas	7.10
Telecommunications	3.50
Utilities	2.80
Others	2.60



	(%)
UK Equities	99.40
Money Market	0.60

**Largest Holdings**

Holdings	(%)
UNILEVER	5.40
RIO TINTO	5.30
GLAXOSMITHKLINE	4.80
ASTRAZENECA PLC	4.80
BRITISH AMERICAN TOBACCO	4.70

Holdings	(%)
BP	4.30
VODAFONE GROUP	3.50
ANGLO AMERICAN	3.40
TESCO CORP	3.10
NATIONAL GRID	2.80

\* Data supplied by fund managers regarding fixed interests funds may not specify yield type. As the provision of redemption yield is an FCA regulatory requirement Novia assumes these are used.

**Important Information**

Performance details and yields are as at 30/09/2020. Performance figures are inclusive of net reinvested income. Source: FE. This document is designed only for professional investors and experienced advisers. The value of investments and the income gained may fluctuate. Investors may not get back the full amount invested. Past performance is not a guide to the future.