

Nomura Gbl Dynmc Bd ID Hdg GBP

Fund Information

Sector

Fixed Int - Global

Manager's Name

Richard Hodges

Date Manager Appointed

Jan 2015

Launch Date

Jan 2015

Fund Size(£m)

£2226.10

Yield* (See page2)

2.58 %

XD Dates

Oct 01, Jul 01, Apr 01, Jan 02

Last Distribution

01/10/20 (XD Date)

15/10/20 (Pay Date)

0.71(Distribution)

OCF

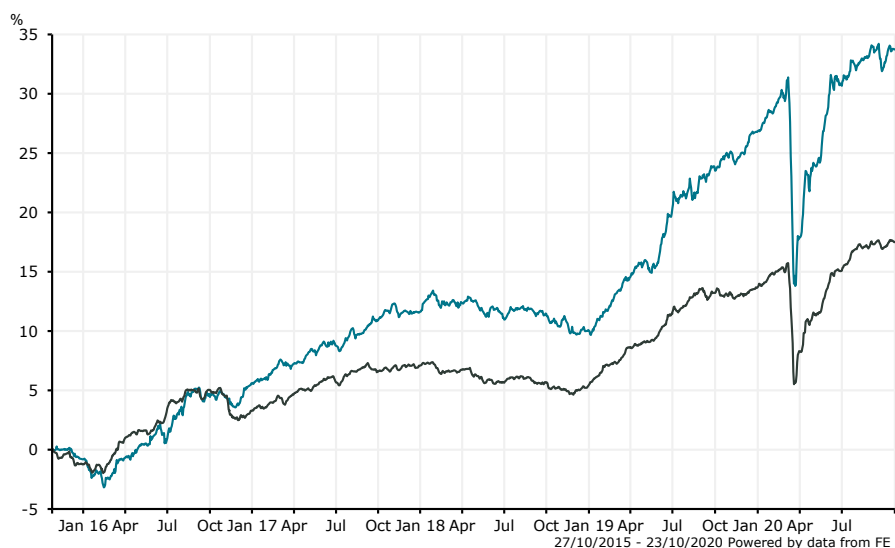
0.71 %

Fund Aim

To provide a combination of income and growth through investing principally in Debt and Debt-Related Securities with fixed or variable rates of income.

Sector: Fixed Int - Global

Performance



■ Nomura Gbl Dynmc Bd ID Hdg GBP

■ Fixed Int - Global

Morningstar Analyst Rating

N/A

FE Crown Rating


Discrete Performance - 12 months to 31/12/19

	2019	2018	2017	2016	2015
Fund	15.16	-1.36	5.69	6.46	-
Stock Sector Average	7.84	-1.59	3.67	4.59	-1.64

Cumulative Performance to 30/09/20

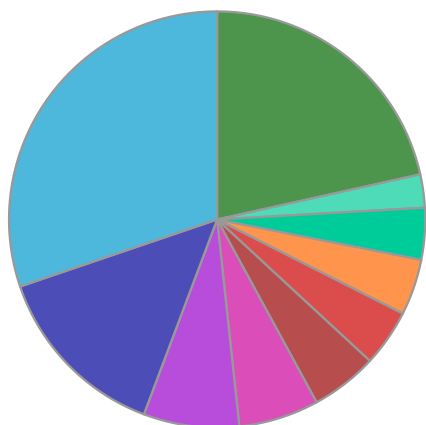
	1 Yr	2 Yrs	3 Yrs	4 Yrs	5 Yrs
Fund	6.78	18.64	19.29	26.31	32.96
Stock Sector Average	3.35	10.72	9.80	11.40	18.33

Performance Analysis - Annualised 3 years

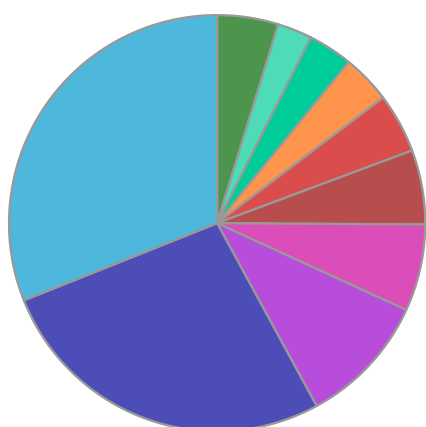
	Growth Rate %	Volatility	Alpha	Beta	Sharpe
Fund	6.06	7.13	1.33	1.50	0.36
Stock Sector Average	3.16	4.51	0.00	1.00	0.00

Nomura Gbl Dynmc Bd ID Hdg GBP

Fund Composition



	(%)
USA	30.22
UK	14.06
Italy	7.43
France	6.23
Netherlands	5.18
Russia	4.42
Germany	4.36
Spain	4.01
Japan	2.58
Others	21.52



	(%)
Government Bonds	31.05
Financials	26.89
Cyclical Consumer Goods	10.22
Energy	6.75
Communications	5.78
Industrials	4.62
Non-Cyclical Consumer Goods	3.80
Money Market	3.45
Utilities	2.70
Others	4.75

Largest Holdings

Holdings	(%)
UNITED STATES OF AMER TREAS NOTES 0.125% TNT 31/07/22 USD100	6.21
UNITED STATES OF AMER TREAS NOTES 0.625% TNT 15/05/30 USD100	3.62
UNITED STATES OF AMER TREAS BILLS 1.75% BDS 15/11/29 USD100	3.29
ITALY(REPUBLIC OF) 3.85% BDS 01/09/49 EUR1000	2.94
UNITED STATES OF AMER TREAS NOTES 1.125% NTS 15/08/50 USD100	2.44

Holdings	(%)
RUSSIAN FEDERATION 7.25% BDS 10/05/34 RUB1000	1.55
PERU(REPUBLIC OF) 5.35% BDS 12/08/40 PEN1000	1.50
DEUTSCHE BANK AG 6% BDS 31/12/66 USD200000	1.41
ARAB REPUBLIC OF EGYPT(THE) 6.375% NTS 11/04/31 EUR100000REG S	1.35
RUSSIAN FEDERATION 6% BDS 06/10/27 RUB1000	1.24

* Data supplied by fund managers regarding fixed interests funds may not specify yield type. As the provision of redemption yield is an FCA regulatory requirement Novia assumes these are used.

Important Information

Performance details and yields are as at 30/09/2020. Performance figures are inclusive of net reinvested income. Source: FE. This document is designed only for professional investors and experienced advisers. The value of investments and the income gained may fluctuate. Investors may not get back the full amount invested. Past performance is not a guide to the future.