

## Matthews Pacific Tiger I Inc £

### Fund Information

**Sector**

Equity - Asia Pacific ex Japan

**Manager's Name**

Sharat Shroff

**Date Manager Appointed**

Apr 2010

**Launch Date**

Oct 2014

**Fund Size (£m)**

£460.70

**Yield\*** (See page2)

0.00 %

**XD Dates**

Dec 17

**Last Distribution**

17/12/19 (XD Date)

30/12/19 (Pay Date)

0.21(Distribution)

**OCF**

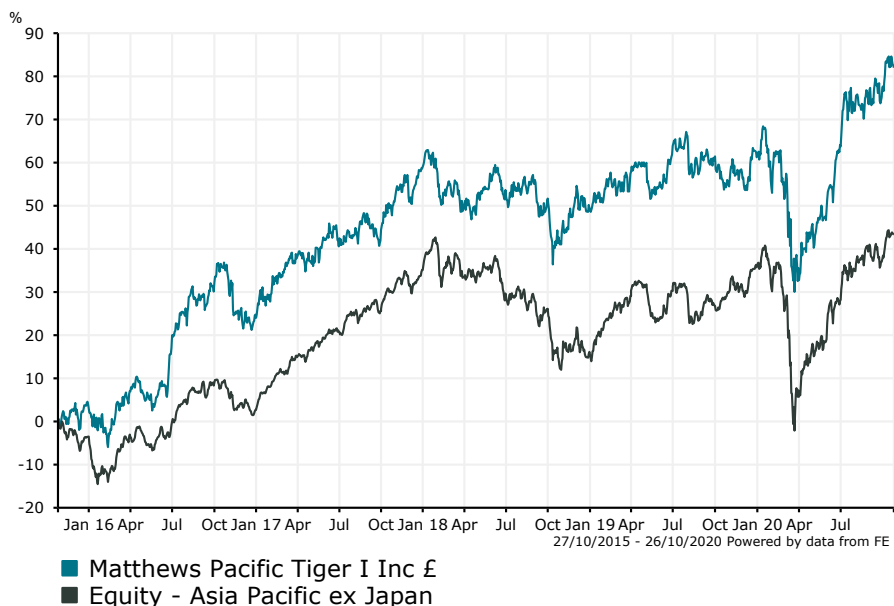
1.18 %

### Fund Aim

Long-term capital appreciation

**Sector:** Equity - Asia Pacific ex Japan

### Performance



**Morningstar Analyst Rating**  
Silver

**FE Crown Rating**  
★★★★★

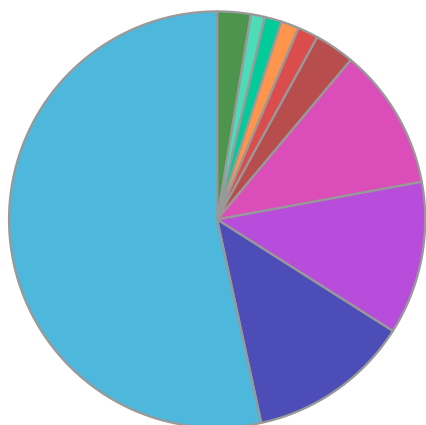
Discrete Performance - 12 months to 31/12/19					
	2019	2018	2017	2016	2015
Fund	7.82	-5.72	27.14	20.01	3.14
Stock Sector Average	16.87	-14.04	31.56	6.44	-6.76

Cumulative Performance to 30/09/20					
	1 Yr	2 Yrs	3 Yrs	4 Yrs	5 Yrs
Fund	10.57	17.48	25.01	36.38	91.80
Stock Sector Average	8.47	9.15	9.58	27.07	49.53

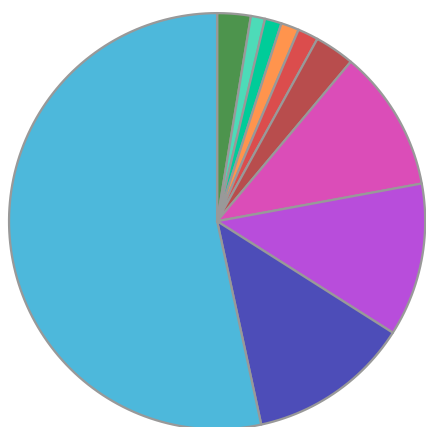
Performance Analysis - Annualised 3 years					
	Growth Rate %	Volatility	Alpha	Beta	Sharpe
Fund	7.72	14.17	5.34	0.73	0.30
Stock Sector Average	3.10	16.53	0.00	1.00	0.00

**Matthews Pacific Tiger I Inc £**

**Fund Composition**



	(%)
Asia Pacific Equities	53.40
South Korean Equities	12.60
Taiwanese Equities	11.90
Indian Equities	11.00
Indonesian Equities	3.10
Thai Equities	1.60
Philippine Equities	1.40
Asia Pacific Emerging Equities	1.30
Malaysian Equities	1.10
Others	2.60



	(%)
Hong Kong & China	53.40
Korea	12.60
Taiwan	11.90
India	11.00
Indonesia	3.10
Thailand	1.60
Philippines	1.40
Vietnam	1.30
Malaysia	1.10
Others	2.60

**Largest Holdings**

Holdings	(%)
ALIBABA GROUP HLDG LTD	9.10
TENCENT HLDGS LTD	6.30
SAMSUNG ELECTRONICS CO	5.20
TAIWAN SEMICONDUCTOR MANUFACTURING	4.80
AIA GROUP LTD	3.40

Holdings	(%)
HONG KONG EXCHANGES & CLEARING	3.20
NAVER CORP	3.10
WUXI BIOLOGICS (CAYMAN) INC	2.90
CHINA RESOURCES LAND	2.80
CHINA RESOURCES BEER HLDGS CO LTD	2.80

\* Data supplied by fund managers regarding fixed interests funds may not specify yield type. As the provision of redemption yield is an FCA regulatory requirement Novia assumes these are used.

**Important Information**

Performance details and yields are as at 30/09/2020. Performance figures are inclusive of net reinvested income. Source: FE. This document is designed only for professional investors and experienced advisers. The value of investments and the income gained may fluctuate. Investors may not get back the full amount invested. Past performance is not a guide to the future.